

Demanded/480  
29/10/21

CC-9000  
28/10/2021

**Revised Scheme & Syllabus**  
of  
**B. Tech**  
**(ELECTRICAL ENGINEERING)**  
w.e.f. Session- 2021-22  
**CREDIT BASED SYSTEM**



**Department of Electrical Engineering**

**Guru Jambheshwar University of Science and Technology**

**Hisar - 125001(Haryana)**

**('A' GRADE NAAC ACCREDITED UNIVERSITY)**

*Mili*

*SA*



Scheme of B. Tech – Electrical Engineering, w.e.f. Session 2021-22

2<sup>nd</sup> Year

**SEMESTER - III**

S. No.	Course Code	Course Title	Teaching Schedule (Hours per week)			Credits
			L	T	P	
1.	PCC-EE201-T	Electrical Circuits and Networks	3	1	0	4
2.	PCC-EE203-T	Electronic Devices and Circuits	3	0	0	3
3.	PCC-EE205-T	Electrical Machines-I	3	1	0	4
4.	PCC-EE207-T	Generation of Electric Power	3	1	0	4
5.	BSC201-T	Mathematics-III	3	0	0	3
6.	PCC-EE203-P	Electronic Devices and Circuits Laboratory	0	0	2	1
7.	PCC-EE205-P	Electrical Machines-I Laboratory	0	0	3	1.5
8.	PCC-EE209-P	Electrical Workshop	0	0	2	1
9.	MC103-T	Indian Constitution	3	0	0	0
<b>Total Credits</b>						<b>21.5</b>

L-Lecture, T-Tutorial, P-Practical

Course Code	Definition/Category
BSC	Basic Science Courses
ESC	Engineering Science Courses
HSMC	Humanities and Social Sciences including Management courses
MC	Mandatory Courses
PCC	Program Core Courses
PEC	Program Elective Courses
OEC	Open Elective Courses
PROJ	Project Work
INT	Practical Training

**Note:** Students will be allowed to use non-programmable scientific calculator only, however sharing of calculator will not be permitted.

*Mihir*      *SA*



**Scheme of B. Tech – Electrical Engineering, w.e.f. Session 2021-22**

2<sup>nd</sup> Year

SEMESTER - IV

S. No.	Course Code	Course Title	Teaching Schedule (Hours per Week)			Credits
			L	T	P	
1.	PCC-EE202-T	Power Electronics	3	0	0	3
2.	PCC-EE204-T	Electrical Machines-II	3	1	0	4
3.	PCC-EE206-T	Power Systems-I	3	1	0	4
4.	PCC-EE208-T	Fields and Waves	3	1	0	4
5.	PCC-EE210-T	Signals and Systems	3	0	0	3
6.	PCC-EE202-P	Power Electronics Laboratory	0	0	2	1
7.	PCC-EE204-P	Electrical Machines-II Laboratory	0	0	3	1.5
8.	PCC-EE206-P	Power Systems-I Laboratory	0	0	2	1
9.	MC104-T	Essence of Indian Traditional Knowledge	3	0	0	0
10.	HSMC201-T*	Human Values and Personality Development	3	0	0	0
<b>Total Credits</b>						<b>21.5</b>

\* - Non credit qualifying course. The assessment will be completely internal.

**Important Notes:**

1. The students will have to undergo Practical Training-I of 4-6 weeks duration during summer vacations at the end of 4<sup>th</sup> semester which will be evaluated in 5<sup>th</sup> semester.
2. Students will be allowed to use non-programmable scientific calculator only, however sharing of calculator will not be permitted.

*SA*  
*Mil*



Scheme of B. Tech – Electrical Engineering, w.e.f. Session 2021-22

3<sup>rd</sup> Year

**SEMESTER - V**

S. No.	Course Code	Course Title	Teaching Schedule (Hours per Week)			Credits
			L	T	P	
1.	PCC-EE301-T	Advanced Power Electronics and Drives	3	0	0	3
2.	PCC-EE303-T	Control Systems-I	3	1	0	4
3.	PCC-EE305-T	Microprocessors and Microcontrollers	3	0	0	3
4.	ESC-EE307-T	Electrical Engineering Materials	3	0	0	3
5.	PCC-EE301-P	Advanced Power Electronics and Drives Laboratory	0	0	2	1
6.	PCC-EE303-P	Control Systems-I Laboratory	0	0	2	1
7.	PCC-EE305-P	Microprocessors and Microcontrollers Laboratory	0	0	2	1
8.	Open Elective Course – I		3	0	0	3
9.	HSMC302-T	Fundamentals of Management for Engineers	2	0	0	2
10.	INT-EE309-P	Practical Training-I Presentation	0	0	2	1
<b>Total Credits</b>						<b>22</b>

**Important Notes:**

1. Open Elective Course– I to be offered by departments other than Electrical Engineering.
2. Assessment of Practical Training-I will be based on presentation/seminar, viva-voce, report and certificate for the practical training taken at the end of 4<sup>th</sup> semester.
3. Students will be allowed to use non-programmable scientific calculator only, however sharing of calculator will not be permitted.

*Mishra*      *SD*



**Scheme of B. Tech – Electrical Engineering, w.e.f. Session 2021-22**

3<sup>rd</sup> Year

**SEMESTER - VI**

S. No.	Course Code	Course Title	Teaching Schedule (Hours per Week)			Credits
			L	T	P	
1.	PCC-EE302-T	Power Systems-II	3	1	0	4
2.	PCC-EE304-T	Electrical Measurements and Instrumentation	3	1	0	4
3.	PCC-EE306-T	Control Systems-II	3	0	0	3
4.	PCC-EE302-P	Power Systems-II Laboratory	0	0	2	1
5.	PCC-EE304-P	Electrical Measurements and Instrumentation Laboratory	0	0	2	1
6.	PCC-EE306-P	Control Systems-II Laboratory	0	0	2	1
7.	Program Elective Course– I		3	0	0	3
8.	Open Elective Course– II		3	0	0	3
9.	HSMC301-T	Economics for Engineers	2	0	0	2
<b>Total Credits</b>						<b>22</b>

**Important Notes:**

1. Open Elective Course– II to be offered by departments other than Electrical Engineering.
2. The students will have to undergo Practical Training-II of 4-6 weeks duration during summer vacations in an industry/research institute at the end of 6<sup>th</sup> semester which will be evaluated in 7<sup>th</sup> semester.
3. Students will be allowed to use non-programmable scientific calculator only, however sharing of calculator will not be permitted.

*Mit*

*SA*



**Scheme of B. Tech – Electrical Engineering, w.e.f. Session 2021-22**

**4<sup>th</sup> Year**

**SEMESTER – VII**

S. No.	Course Code	Course Title	Teaching Schedule (Hours per Week)			Credits
			L	T	P	
1.	PCC-EE401-T	Power System Operation and Control	3	1	0	4
2.	Program Elective Course – II		3	0	0	3
3.	Program Elective Course – III		3	0	0	3
4.	Open Elective Course – III		3	0	0	3
5.	PROJ-EE419-P	Minor Project	0	0	8	4
6.	INT-EE421-P	Practical Training-II Presentation	0	0	2	1
<b>Total Credits</b>						<b>18</b>

**Important Notes:**

1. Open Elective Course–II to be offered by departments other than Electrical Engineering.
2. The Minor Project should be initiated by the student in the beginning of 7<sup>th</sup> semester and will be evaluated at the end of the semester on the basis of its implementation, presentation delivered, viva-voce and report.
3. The viva-voce for Minor Project by external examiner and Chairperson of the Department (Internal Examiner) at the end of the semester.
4. Assessment of Practical Training-II will be based on presentation/seminar delivered, viva-voce, report and certificate for the practical training taken at the end of 6<sup>th</sup> semester.
5. Students will be allowed to use the scientific calculator only, however sharing of calculator will not be permitted.

*Mil?*

*SA*



**Scheme of B. Tech – Electrical Engineering, w.e.f. Session 2021-22**

**4<sup>th</sup> Year**

**SEMESTER - VIII**

S. No.	Course Code	Course Title	Teaching Schedule (Hours per Week)			Credits
			L	T	P	
1.	PCC-EE402-T	Computer Methods in Power Systems	3	1	0	4
2.	Program Elective Course – IV		3	0	0	3
3.	Program Elective Course – V		3	0	0	3
4.	PCC-EE402-P	Computer Methods in Power Systems Laboratory	0	0	2	1
5.	PROJ-EE420-P	Major Project	0	0	12	6
6.	MC-EE422-P	General Proficiency	0	0	0	0
<b>Total Credits</b>						<b>17</b>

**Important Notes:**

1. The project should be initiated by the student in continuation of the 7<sup>th</sup> semester and will be evaluated at the end of the 8<sup>th</sup> semester on the basis of its implementation (software/hardware), presentation delivered, viva-voce and report.
2. A viva-voce of the students for Major Project will be taken by external examiner and Chairperson of the Department (Internal Examiner) at the end of the semester.
3. General Proficiency is a non-credit Mandatory Course and the student has to get pass marks in order to qualify for the award of degree.
4. Students will be allowed to use non-programmable scientific calculator only, however sharing of calculator will not be permitted.

*Milr*      *SA*



**Scheme of B. Tech – Electrical Engineering, w.e.f. Session 2021-22**

**Lists of Program Electives**

**PEC-I:**

1. PEC-EE308-T Renewable Energy Resources
2. PEC-EE310-T Network Synthesis and Filters
3. PEC-EE312-T Digital Signal Processing
4. PEC-EE314-T Modeling and Simulation
5. Any one MOOCS/SWAYAM/Equivalent course not studied earlier.

**PEC-II:**

1. PEC-EE403-T Electrical Machine Design
2. PEC-EE405-T Advance Power Electronics
3. PEC-EE407-T Reliability Engineering
4. PEC-EE409-T Utilization of Electrical Energy
5. Any one MOOCS/SWAYAM/Equivalent course not studied earlier.

**PEC-III:**

1. PEC-EE411-T Energy Management and Auditing
2. PEC-EE413-T Soft Computing
3. PEC-EE415-T SCADA System and Applications
4. PEC-EE417-T Internet of Things (IoT)
5. Any one MOOCS/SWAYAM/Equivalent course not studied earlier.

**PEC-IV:**

1. PEC-EE404-T Flexible AC Transmission Systems (FACTS)
2. PEC-EE406-T Distributed Generation
3. PEC-EE408-T Power Quality
4. PEC-EE410-T Smart Grid Technologies
5. Any one MOOCS/SWAYAM/Equivalent course not studied earlier.

**PEC-V:**

1. PEC-EE412-T EHV AC and DC Transmission
2. PEC-EE414-T Restructured Power System
3. PEC-EE416-T High Voltage Engineering
4. PEC-EE418-T Optimization Theory
5. Any one MOOCS/SWAYAM/Equivalent course not studied earlier.

**Note:** The MOOCS/SWAYAM/Equivalent course proposed/shortlisted by the students will be reviewed and finalized by the departmental committee consisting of chairperson, class coordinator/in-charge and subject teacher concerned (To be appointed by Chairperson). The committee will ensure that the course content of this course should not overlap more than ten percent with subjects already covered in the scheme and syllabus.

*Mili*      *SA*



**Detailed Syllabus**  
**of**  
**B. Tech (EE)**  
**3<sup>rd</sup> Semester**

*Mili SA*

## ELECTRICAL CIRCUITS AND NETWORKS

### General Course Information:

<p>Course Code: PCC-EE201-T                  Course Credits: 4.0                  Mode: Lecture (L) and Tutorial (T)                  Type: Program Core                  Teaching Schedule L T P: 3 1 0                  Examination Duration: 3 hours</p>	<p><b>Course Assessment Methods; Max. Marks: 100 (Internal: 30; External: 70)</b></p> <p>Three minor tests, each of 20 marks, will be conducted. The third minor will be conducted in open book mode by the Course Coordinator. No date sheet will be issued for the third minor at the level of the Departments. For the purpose of internal assessment, the average of the highest marks obtained by a student in any two minor examinations will be considered. All the minor examination question papers will be prepared and evaluated by following the Outcome Based Education framework. Class Performance will be measured through percentage of lectures attended (4 marks) Assignments (4 marks) and class performance (2 marks).</p> <p>The end semester examination will be of 70 marks. For the end semester examination, nine questions are to be set by the examiner. Question number one will be compulsory and based on the entire syllabus. It will contain seven short answers type questions. Rest of the eight questions is to be given by setting two questions from each of the four units of the syllabus. A candidate is required to attempt any other four questions selecting one from each of the four units. All questions carry equal marks.</p>
---	--

### Course outcomes:

Sr. No.	Course outcomes	RBT* Level
	At the end of the course students will be able to:	
CO1.	Recall the fundamental of network theorems	L1(Remembering)
CO2.	Understand and derive the response of electrical circuits and characteristics and parameters of two port networks	L2(Understanding)
CO3.	Apply the knowledge of network analysis in technical problem solving	L3(Applying)
CO4.	Perform analysis and synthesis of two port networks applicable in various engineering problems	L4(Analyzing)

\*Revised Bloom's Taxonomy Action verbs/Levels

### Course Content

#### UNIT- I

**Network topology and theorems:** Classification of circuits, sources and signals, standard signals, source transformations, Network topology, graph matrices, formulation and solution of circuit equations based on graph theory using different analysis techniques- circuit, cut set and mixed. Concept of duality, Network theorems and their applications- Superposition, reciprocity, Thevenin, Norton, Maximum power transfer, Millman, Substitution, Compensation and Tellegan's theorem.

#### UNIT- II

**Transient response:** Introduction to non-linear circuits and their analysis, Analysis of circuits with dependent sources, Transient response under d.c. and a.c. excitation, Analysis of magnetically coupled circuits, Series and parallel resonance circuits, bandwidth and Q-factor, response with variation in parameters and frequency.

*Mit*      *SA*

### UNIT- III

**Two-port networks and Parameters:** Concept of one port, two-port networks, characteristics and parameters(impedance parameters, admittance parameters, transmission parameters and hybrid parameters), interrelationships of parameters, image & iterative impedance, concept of characteristic impedance, scattering parameters, insertion loss, interconnection of two-port networks, analysis of terminated two-port networks, extensions to multiport networks.

### UNIT- IV

**Network functions and Synthesis:** Generalized network functions (Driving point and Transfer), concepts of poles and zeros, determination of free and forced response from poles and zeros, concept of minimum phase networks, analysis of ladder, lattice, T and bridged-T networks, Network synthesis- Synthesis problem formulation, properties of positive real functions, Hurwitz polynomials, properties of RC, LC and RL driving point functions, Foster and Cauer synthesis of LC and RC circuits.

### **REFERENCES:**

1. M.E. Vanvalkenburg, "Network Analysis", PHI, 3<sup>rd</sup> Edition, 2014.
2. Franklin F. Kuo, "Network Analysis and Synthesis", 2<sup>nd</sup> Edition, Wiley India Ltd., 2006
3. S. P. Ghosh, A.K. Chakraborty, "Network Analysis and Synthesis" McGraw Hill, 2010
4. D. Roy Choudhury, "Networks and Systems", New Age International Publications, 1988.
5. W. H. Hayt and J. E. Kemmerly, "Engineering Circuit Analysis", 9<sup>th</sup> Edition, McGraw Hill Education, 2018.

*Mili*

*sq*

Course/Course Code: Electrical Circuits and Networks (PCC-EE201-T),													Semester: III		
	PO1	PO2	PO3	PO4	PO5	PO6	PO7	PO8	PO9	PO10	PO11	PO12	PSO1	PSO2	PSO3
CO1	3	2	-	-	-	-	-	-	-	-	-	1	3	2	-
CO2	3	3	2	-	-	-	-	-	-	-	-	-	2	2	1
CO3	3	3	2	2	-	-	-	-	-	-	-	-	1	2	-
CO4	3	3	-	2	-	-	-	-	-	-	-	-	-	3	1

**Course Articulation Matrix:**

**Correlation level:** 1- Slight /Low      2- Moderate/ Medium      3- Substantial/High

*mit*      *sq*

## ELECTRONIC DEVICES AND CIRCUITS

### General Course Information:

<p><b>Course Code: PCC-EE203-T</b></p> <p>Course Credits: 3.0</p> <p>Mode: Lecture (L) and Tutorial (T)</p> <p>Type: Program Core</p> <p>Teaching Schedule L T P: 3 0 0</p> <p>Examination Duration: 3 hours</p>	<p><b>Course Assessment Methods; Max. Marks: 100 (Internal: 30; External: 70)</b></p> <p>Three minor tests, each of 20 marks, will be conducted. The third minor will be conducted in open book mode by the Course Coordinator. No date sheet will be issued for the third minor at the level of the Departments. For the purpose of internal assessment, the average of the highest marks obtained by a student in any two minor examinations will be considered. All the minor examination question papers will be prepared and evaluated by following the Outcome Based Education framework. Class Performance will be measured through percentage of lectures attended (4 marks) Assignments (4 marks) and class performance (2 marks).</p> <p>The end semester examination will be of 70 marks. For the end semester examination, nine questions are to be set by the examiner. Question number one will be compulsory and based on the entire syllabus. It will contain seven short answers type questions. Rest of the eight questions is to be given by setting two questions from each of the four units of the syllabus. A candidate is required to attempt any other four questions selecting one from each of the four units. All questions carry equal marks.</p>
--	--

### Course outcomes:

Sr. No.	Course outcomes	RBT* Level
	At the end of the course students will be able to:	
CO1.	Outline semiconductors, diodes, transistors, operational amplifiers and digital circuits	<b>L1 (Remembering)</b>
CO2.	Explain about different power amplifier circuits, their design and use in electronics and communication circuits	<b>L2 (Understanding)</b>
CO3.	Demonstrate and interpret the working of analog and digital electronic devices and circuits	<b>L3 (Applying)</b>
CO4.	Distinguish between various logic families and their characteristics	<b>L4 (Analyzing)</b>
CO5.	Design and implement analog, combinational and sequential logic circuits applicable in various engineering problems	<b>L6 (Creating)</b>

\*Revised Bloom's Taxonomy Action verbs/Levels

### Course Contents

#### UNIT-I

**Diode and Transistor biasing circuits:** P-N junction diode, I-V characteristics of a diode, Zener diodes, clamping and clipping circuits, Transistor biasing circuits: Base bias, Emitter-feedback bias, collector-feedback bias, Voltage divider bias, emitter bias, CE, CC and CB analysis, h-parameters. JFET: Gate bias, Self bias, Voltage-divider bias and source bias, current source bias, CS, CD and CG amplifier, MOSFET: Depletion type, Enhancement type and their biasing, Power Amplifiers: Class A, B, C, D and S power amplifiers, Push-pull operation.

*mit* *SA*

## UNIT-II

**OP-AMP:** Differential amplifier and its DC, AC analysis, OP-AMP characteristics, Non-Inverting/Inverting Voltage and Current feedback, Linear and Non-Linear OP-AMP circuits, Regulated power supplies.

**Oscillators-** Barkhausen criteria of oscillations, Wein-bridge, RC oscillator, 555 timer: its monostable and astable operation.

## UNIT-III

**Logic gates and Boolean Algebra:** Logic gates, Universal gates, number systems-binary, signed binary, octal hexadecimal number, binary arithmetic, one's and two's complements arithmetic

**Logic Families:** transistor as a switching element, Tri-state switch, Bipolar logic Families: RTL, DTL, TTL, ECL, IIL, MOS Logic families: NMOS, CMOS families and characteristics, various logic functions and their implementation.

## UNIT-IV

**Combinational Circuits:** Introduction to combinational circuits, arithmetic and logical operation. design of Half adder & full adder, subtractor circuits, decoders, multiplexers, demultiplexers, comparators, Sequential Circuits: Flip-flops, bistable circuits: RS, JK, D, T, Master/Slave Flip-flop, race around condition, latches, synchronous and asynchronous counters up & down counters, shift Registers.

### **REFERENCES:**

1. J. Millman, C. Halkias and C. D. Parikh, "Integrated Electronics", McGraw Hill, 2<sup>nd</sup> edition 2017
2. R. Boylested and L. Nashelsky, "Electronics Devices and Circuit Theory", Pearson New International, 11<sup>th</sup> edition, 2013
3. J. Millman, C. Halkias and S. Jit, "Electronics Devices and Circuits", TMH 4<sup>th</sup> edition, 2015.
4. A. Malvino and D. Bates, "Electronic Principles", TMH 8<sup>th</sup> edition, 2016
5. D. Leach, A. Malvino, G. Saha, "Digital Principles and Applications", TMH education, 7<sup>th</sup> edition, 2010
6. C. H. Roth, L. L. Kinney, "Fundamentals of Logic Design", Cenegae learning, 7<sup>th</sup> edition, 2013
7. A. Kumar, "Fundamentals of Digital Circuits", Prentice Hall India, 4<sup>th</sup> edition 2016.

*Milli*

*SA*

Course/Course Code: Electronic Devices and Circuits (PCC-EE203-T),													Semester: III		
	PO1	PO2	PO3	PO4	PO5	PO6	PO7	PO8	PO9	PO10	PO11	PO12	PSO1	PSO2	PSO3
CO1	3	1	1	-	-	-	-	-	-	-	-	1	1	1	1
CO2	3	1	2	-	-	-	-	-	-	-	-	1	1	2	1
CO3	2	2	-	-	-	-	-	-	-	-	-	1	1	1	1
CO4	2	1	1	-	-	-	-	-	-	-	-	1	1	1	1
CO5	3	2	3	-	-	-	-	-	-	-	-	1	1	1	1

**Course Articulation Matrix:**

**Correlation level:** 1- Slight /Low

2- Moderate/ Medium

3- Substantial/High

*mili SA*

## ELECTRICAL MACHINES-I

### General Course Information:

<p>Course Code: PCC-EE205-T</p> <p>Course Credits: 4.0</p> <p>Mode: Lecture (L) and Tutorial (T)</p> <p>Type: Program Core</p> <p>Teaching Schedule L T P: 3 1 0</p> <p>Examination Duration: 3 hours</p>	<p><b>Course Assessment Methods; Max. Marks: 100 (Internal: 30; External: 70)</b></p> <p>Three minor tests, each of 20 marks, will be conducted. The third minor will be conducted in open book mode by the Course Coordinator. No date sheet will be issued for the third minor at the level of the Departments. For the purpose of internal assessment, the average of the highest marks obtained by a student in any two minor examinations will be considered. All the minor examination question papers will be prepared and evaluated by following the Outcome Based Education framework. Class Performance will be measured through percentage of lectures attended (4 marks) Assignments (4 marks) and class performance (2 marks).</p> <p>The end semester examination will be of 70 marks. For the end semester examination, nine questions are to be set by the examiner. Question number one will be compulsory and based on the entire syllabus. It will contain seven short answers type questions. Rest of the eight questions is to be given by setting two questions from each of the four units of the syllabus. A candidate is required to attempt any other four questions selecting one from each of the four units. All questions carry equal marks.</p>
---	--

### Course Outcomes

Sr. No.	Course outcomes At the end of the course students will be able to:	RBT <sup>*</sup> Level
CO1.	Recall the basics of electric machines	<b>L1(Remembering)</b>
CO2.	Describe the performance of different types of electric machines.	<b>L2(Understanding)</b>
CO3.	Solve the problems related with electric machines.	<b>L3(Apply)</b>
CO4.	Compare the performance characteristics of electric machines.	<b>H1(Analysis)</b>
CO5.	Judge and use the machines on the basis of their utilization and performance.	<b>H2 (Evaluating)</b>

\*Revised Bloom's Taxonomy Action verbs/Level

### Course Content

#### UNIT-I

**Electromechanical Energy Conversion and Single Phase Transformer:** Energy in a magnetic systems, field energy and mechanical force, energy in singly and multiply excited magnetic systems. Transformer construction, theory and operation, E.M.F. equation, Ideal and practical transformer, exact and approximate equivalent circuits, no load and on load operation, phasor diagrams, power and energy efficiency, open and short circuit tests, back to back test, voltage regulation, effect of load on power factor, Per Unit transformer values, excitation phenomenon in transformers, Auto transformers (construction, working & applications).

*Milt SA*



## UNIT-II

**Three Phase and Other Transformers:** Constructional features of three phase transformers, Cooling methodology, parallel operation of single phase and three phase transformers, three phase transformer connections, phasor groups, three phase to two phase and six phase conversion. Three winding transformers and its equivalent circuit, Tap changing of transformers, tertiary winding, Applications. Variable frequency transformer, voltage and current transformers, Grounding transformer, welding transformers, Pulse transformer and applications.

## UNIT-III

**DC Generators:** Construction, working and types of dc generator, EMF equation, lap & wave winding, distributed & concentrated windings, armature reaction, commutation, interpoles and compensating windings, characteristics of dc generators, voltage build up, Parallel operation of DC generators, Applications.

## UNIT-IV

**D.C. Motors:** Principles of working, Significance of back emf, Torque Equation, Types and Characteristics of DC Motors, Need of Starter, three point starter, four point starter, Speed Control (armature resistance, flux control, armature voltage, Thyrisor), Ward-Leonard system, Swinburne's test, Hopkinson's test, braking of dc motor (regenerative, Dynamic, Plugging), Losses and Efficiency, Effect of saturation and armature reaction on losses; Applications.

### **REFERENCES:**

1. I.J. Nagarath and D.P. Kothari, "Electric Machines", T.M.H. Publishing Co Ltd., New Delhi, 4<sup>th</sup> Edition 2010.
2. P.S. Bhimbra, 'Electrical Machinery', Khanna Publications.
3. J. B. Gupta., "Theory and Performance of Electrical Machines", Kataria and Sons, 14th edition 2009.
4. Fitzgerald Kingsley and Umans, "Electric Machinery" McGraw Hill Books co., New Delhi, 7th Edition, 2013.
5. A.S. Langsdorf, "Theory of AC Machinery", Tata McGraw Hill.
6. B. L. Thareja, "A Text Book of Electrical Technology", Volume II, S. Chand Publications.
7. Ashfaq Husain, "Electrical Machines", Dhanpat Rai Publications.

*mili* *SA*

**Course Articulation Matrix:**

Course/Course Code: Electrical Machines-I (PCC-EE205-T)										Semester: III					
	PO1	PO2	PO3	PO4	PO5	PO6	PO7	PO8	PO9	PO10	PO11	PO12	PSO1	PSO2	PSO3
CO1	3	2	-	-	-	-	-	-	-	-	-	1	3	-	1
CO2	2	2	-	2	-	-	-	-	-	-	-	1	2	-	-
CO3	2	2	3	-	-	-	-	-	-	-	-	1	2	3	1
CO4	2	-	2	2	-	-	-	-	-	-	-	1	2	1	-
CO5	2	-	-	2	-	1	-	-	-	-	-	1	2	-	2

**Correlation level:**      1- Slight /Low                  2- Moderate/ Medium                  3- Substantial/High

*Mili?*      *SA*

## GENERATION OF ELECTRIC POWER

### General Course Information:

<p>Course Code: PCC-EE207-T</p> <p>Course Credits: 4.0</p> <p>Mode: Lecture (L)</p> <p>Type: Program Core</p> <p>Teaching Schedule L T P: 3 1 0</p> <p>Examination Duration: 3 hours</p>	<p><b>Course Assessment Methods; Max. Marks: 100 (Internal: 30; External: 70)</b></p> <p>Three minor tests, each of 20 marks, will be conducted. The third minor will be conducted in open book mode by the Course Coordinator. No date sheet will be issued for the third minor at the level of the Departments. For the purpose of internal assessment, the average of the highest marks obtained by a student in any two minor examinations will be considered. All the minor examination question papers will be prepared and evaluated by following the Outcome Based Education framework. Class Performance will be measured through percentage of lectures attended (4 marks) Assignments (4 marks) and class performance (2 marks).</p> <p>The end semester examination will be of 70 marks. For the end semester examination, nine questions are to be set by the examiner. Question number one will be compulsory and based on the entire syllabus. It will contain seven short answers type questions. Rest of the eight questions is to be given by setting two questions from each of the four units of the syllabus. A candidate is required to attempt any other four questions selecting one from each of the four units. All questions carry equal marks.</p>
--	--

### Course outcomes:

Sr. No.	Course outcomes	RBT* Level
	At the end of the course students will be able to:	
CO1.	Describe and analyze different types of sources and mathematical expressions related to thermodynamics and various terms and factors involved with power plant operation.	L1(Remembering)
CO2.	Summarize the working and layout of steam power plants and discuss about its economic and safety impacts.	L2(Understanding)
CO3.	Illustrate the working principle and basic components of the nuclear power plant, diesel engine and the economic and safety principles involved with it.	L3(Apply)
CO4.	Examine the mathematical and working principles of different electrical equipment's involved in the generation of power.	L4(Analysis)
CO5.	Evaluate the different power generating systems	L5( Evaluating)
CO6.	Construct the model on the applications basis of power plant	L6(Creating)

\*Revised Bloom's Taxonomy Action verbs/Levels

### Course Content

#### UNIT- I

**Load and loading forecasting:** Load curves, maximum demand, load factor, diversity factor, capacity factor, utilization factor, types of load, load forecasting.

**Power plant economics:** Choice of type of generation, size of generator and number of units, cost of electrical energy, depreciation of plant, effect of load factor on cost of electrical energy.

*Mili*      *SA*

## UNIT- II

**Thermal power plants:** Choice of site, main and auxiliary equipment fuel gas flow diagram, water stream flow diagram, working of power plants and their layout, characteristics of turbo generators.

**Hydroelectric plants:** Choice of site, classification of hydroelectric plants, main parts and working of plants and their layouts, characteristics of hydro electric generators.

## UNIT- III

**Nuclear power plants:** Choice of site, classification of plants, main parts, layout and their working, associated problems.

**Diesel power plants:** Diesel plant equipment, diesel plant layout and its working, application of diesel plants.

## UNIT- IV

**Combined working of plants:** Advantages of combined operation plant requirements for base load and peak load operation. Combined working of run off river plant and steam plant.

**Tariffs and power factor improvement:** Different types of tariffs and methods of power factor improvement.

### REFERENCES:

- 1 P.K. Nag, "Power Plant Engineering", Tata McGraw Hill.
- 2 F.T. Morse, "Power Plant Engineering", Affiliated East-West Press Pvt. Ltd, New Delhi/Madras.
- 3 Kothari & Nagrath, "Power System Engineering", McGraw Hill.
- 4 Granger and Stevenson, "Power System Analysis", McGraw Hill.
- 5 Electric Power Generation operation and control, Wood and Wollenberg, Willey.
- 6 R.K. Rajput, Power System Engineering, Laxmi Publication.

Mili

SA

**Course Articulation Matrix:**

Course/Course Code: Generation of Electric Power(PCC-EE207-T),													Semester: III		
	PO1	PO2	PO3	PO4	PO5	PO6	PO7	PO8	PO9	PO10	PO11	PO12	PSO1	PSO2	PSO3
CO1	3	-	1	-	-	-	1	-	-	-	-	1	2	-	-
CO2	3	-	3	-	-	2	-	-	-	-	-	1	1	-	-
CO3	3	-	1	-	-	3	-	-	-	-	-	1	3	-	-
CO4	3	3	1	-	-	-	-	-	-	-	-	1	2	2	-
CO5	2	-	-	-	-	1	3	-	-	-	-	1	2	1	-
CO6	3	-	3	1	-	-	-	-	-	-	-	1	2	1	-

**Correlation level: 1- Slight /Low**

**2- Moderate/ Medium**

**3- Substantial/High**

*Mili* *sd*

## Mathematics III

### General Course Information

<p>Course Code: BSC201-T</p> <p>Course Credits: 3</p> <p>Type: Basic Sciences</p> <p>Contact Hours: 3hours/week</p> <p>Mode: Lectures (L)</p> <p>Examination Duration: 3 hours</p>	<p><b>Course Assessment Methods (internal: 30; external: 70)</b> Two minor examinations (20 marks), Class Performance measured through percentage of lectures attended (4 marks), assignments (6 marks), and the end- semester examination (70 marks).</p> <p>For the end semester examination, nine questions are to be set by the examiner. A candidate is required to attempt 5 questions in all. All questions carry equal marks. Question number 1 will be compulsory and based on the entire syllabus. It will contain seven parts of 2 marks each. Question numbers 2 to 9 will be given by setting two questions from each of the four units of the syllabus. A candidate is required to attempt the remaining four questions by selecting one question from each of the four units.</p>
--	--

**Pre-requisites:** Mathematics I and Mathematics II

### About the Course

This is an advanced mathematics course that offers the knowledge of Fourier Series, Fourier Transforms, Functions of Complex Variables. These concepts are essential for students to solve problems in image processing, digital signal processing and other related engineering fields.

### Course Outcomes: By the end of the course students will be able to:

- CO1. **define** concepts and terminology of Fourier Series and Fourier transforms, Functions of complex variables and Power Series etc. (LOTS: Level 1: Remember)
- CO2. **solve** problems using Fourier transforms in domains like digital electronics and image processing. (LOTS: Level 3: Apply)
- CO3. **apply** principles of functions of complex variables to solve computational problems. (LOTS: Level 3: Apply)
- CO4. **compare** various concepts related to Fourier transforms and functions of complex variables. (HOTS: Level 4: Analyse)
- CO5. **select** suitable method for given computational engineering problems and related domain. (HOTS: Level 4: Evaluate)
- CO6. **integrate** the knowledge of Fourier Series and Fourier transforms, Functions of complex variables, and Power Series for solving real world problems. (HOTS: Level 6: Create)

### Course Content

#### Unit I

Fourier Series and Fourier Transforms: Euler's formulae, conditions for a Fourier expansion, change of interval, Fourier expansion of odd and even functions, Fourier expansion of square wave, rectangular wave, saw-toothed wave, half and full rectified wave, half range sine and cosine series.

#### Unit II

Fourier integrals, Fourier transforms, Shifting theorem (both on time and frequency axes), Fourier transforms of derivatives, Fourier transforms of integrals, Convolution theorem, Fourier transform of Dirac delta function.

*Miki*

*SA*

*SA*

### Unit III

Functions of Complex Variable: Definition, Exponential function, Trigonometric and Hyperbolic functions. Logarithmic functions. Limit and Continuity of a function, Differentiability and Analyticity. Cauchy-Riemann equations, necessary and sufficient conditions for a function to be analytic, polar form of the Cauchy-Riemann equations. Harmonic functions.

### Unit IV

Complex integral, Cauchy Goursat theorem (without proof), Cauchy integral formula (without proof), Power series, radius and circle of convergence, Taylor's Maclaurin's and Laurent's series. Zeroes and singularities of complex functions, Residues. Evaluation of real integrals using residues (around unit and semi-circle only).

### Text and Reference Books:

1. F.Kreyszig, *Advanced Engineering Mathematics*, 10<sup>th</sup> edition, Wiley, 2015.
2. B.S. Grewal, *Higher Engineering Mathematics*, Khanna Publishers, 44<sup>th</sup> edition, 1965.
3. R.K. Jain, S.R.K. Iyenger. *Advance Engineering. Mathematics*, 4<sup>th</sup> edition, Narosa Publishing House, 2012.
4. Michael D. Greenberg, *Advanced Engineering Mathematics*, 2<sup>nd</sup> edition, Pearson Education, 2002.
5. Johnson and Miller *Probability and statistics for Engineers*, 8<sup>th</sup> edition, Pearson Education India, 2015.

SA Mike

**CO-PO Articulation Matrix Mathematics-III (BSC201-T)**

List of Course Outcomes	PO1	PO2	PO3	PO4	PO5	PO6	PO7	PO8	PO9	PO10	PO11	PO12	PSO13	PSO14	PSO15
CO1. Define concepts and terminology of Fourier Series and Fourier transforms, Functions of complex variables and Power Series. (LOTS: Level 1: Remember)	1	-	-	-	-	-	-	-	-	-	-	-	2	2	2
CO2. Solve problems using Fourier transforms in domains like digital electronics and image processing. (LOTS: Level 3: Apply)	2	2	2	2	-	-	-	-	-	-	-	-	3	2	2
CO3. Apply principles of functions of complex variables to solve computational problems. (LOTS: Level 3: Apply). (LOTS: Level 3: Apply)	2	2	2	2	-	-	-	-	-	-	-	-	3	2	3
CO4. Compare various concepts related to Fourier transforms and functions of complex variables (HOTS: Level 4: Analyse).	3	3	2	3	-	-	-	-	-	-	-	-	3	2	3
CO5. Select suitable method for given computational engineering problems and related domain. (HOTS: Level 4: Evaluate)	3	3	2	3	-	-	-	-	-	-	-	-	3	2	3
CO6. Integrate the knowledge of Fourier Series and Fourier transforms, Functions of complex variables and Power Series for solving real world problems. (HOTS: Level 6: Create)	3	3	2	3	-	-	-	-	-	-	-	-	2	2	3




## ELECTRONIC DEVICES AND CIRCUITS LABORATORY

### General Course Information:

<p>Course Code: PCC-EE203-P                  Course Credits: 1                  Mode: Practical                  Type: Program Core                  Contact Hours: 2 hours per week.                  Examination Duration: 03 hours.</p>	<p><b>Course Assessment Methods (Internal: 50; External: 50)</b> Internal continuous assessment of 50 marks by course coordinator as per the course assessment method (Annexure I).</p> <p>For the end semester practical examination, the assessment will be done out of 50 marks by the external and internal examiners as per the course assessment method (Annexure I).</p>
--	---

### Course Outcomes:

Sr. No.	Course outcomes	RBT <sup>+</sup> Level
	At the end of the course students will be able to:	
CO1.	Perform Experiments and acquire specific technical knowledge of operations of semiconductor devices and digital circuits.	<b>LOTS L3</b> ( Applying)
CO2.	Analyze various operations, characteristics and performance of various analog and digital devices.	<b>HOTS L4</b> ( Analyzing)
CO3.	Examine working of OP-AMP based amplifiers and arithmetic operational circuits.	<b>LOTS L3</b> (Applying)
CO4.	Infer the applications of combinational and sequential circuits.	<b>HOTS L4</b> ( Analyzing)
CO5.	Organize reports based on experiments performed with effective demonstration and analysis of results.	<b>HOTS L4</b> ( Analyzing)
CO6.	Inculcate ethical practices while performing experiments individually and in groups.	<b>LOTS L3</b> (Applying)

**\*Revised Bloom's Taxonomy Action verbs/Level**

### LIST OF EXPERIMENTS:

1. To observe the performance of Common emitter amplifier (b) Common base amplifier (c) common collector amplifiers
2. To study and obtain the characteristic of BJT (NPN, PNP), JFET (N-channel, P-channel), MOSFET (N-channel, P-channel).
3. To study the following mathematical operations using Op-amps: -Addition (b) Subtraction (c) Multiplication (d) Division (e) Integration (f) Differentiation
4. To study the Op-amp as: a) stable multivibrator (b) Mono-stable multivibrator (c) Schmitt Trigger circuit
5. To study OP-AMP as non-inverting voltage amplifier, low pass filter, high-pass filter and band pass filter
6. To obtain the characteristics of Wein-bridge, RC oscillator.
7. To study NOT, AND, OR, NOR, XOR, XNOR gates.
8. To study and verify the truth table of R-S, D, J-K and T flip flop
9. To verify the operation of a 4 bit UP and DOWN serial/parallel counter
10. To study the combinational circuit of half adder, full adder, subtractor, encoder, decoder, multiplexer and 4-bit digital comparator.
11. To study the shift register SISO, SIPO, PISO, PIPO using shift register.

**NOTE:** At least eight experiments are to be performed in the semester, out of which at-least six experiments should be performed from above list. Remaining experiments may either be performed from the above list or designed & set by the concerned course coordinator as per the scope of the syllabus.

*Mili*

*SA*

### CO-PO Articulation Matrix

Course/Course Code: Electronic Devices And Circuits Laboratory (PCC-EE203-P), Semester: III

List of Course Outcomes	PO1	PO2	PO3	PO4	PO5	PO6	PO7	PO8	PO9	PO10	PO11	PO12	FSO1	FSO2	FSO3
CO1. Perform Experiments and acquire specific technical knowledge of operations of semiconductor devices and digital circuits. (LOTS L3 :Applying)	3	2		-	-	-	-	-	3	-	-	2	3	2	1
CO2. Analyze various operations, characteristics and performance of various analog and digital devices. (HOTS L4: Analyzing)	3	2		-	-	-	-	-	-	-	-	1	2	2	-
CO3. Examine working of OP-AMP based amplifiers and arithmetic operational circuits. (LOTS L3: Applying)	3	2		-	-	2	-	-	-	-	-	2	-	1	-
CO4. Infer the applications of combinational and sequential circuits. (HOTS L4: Analyzing)	3	3		-	-	-	-	-	-	-	2	3	-	1	-
CO5. Organize reports based on experiments performed with effective demonstration and analysis of results. (HOTS L4: Analyzing)	-	-		-	-	-	-	-	-	3	-	-	-	-	-
CO6. Inculcate ethical practices while performing experiments individually and in groups. (LOTS L3: Applying)	-	-		-	-	-	-	3	3	-	-	-	-	-	1
Level of Attainments:															

Correlation level: 1- slight /Low      2- Moderate/ Medium      3- Substantial/High

*Mishra*

*SA*

## ELECTRICAL MACHINES-I LABORATORY

### General Course Information

Course Code: PCC-EE205-P Course Credits: 1.5 Mode: Practical Type: Program Course Contact Hours: 3 hours/week. Examination Duration: 3 hours.	<b>Course Assessment Methods (Internal: 50; External: 50)</b> Internal continuous assessment of 50 marks by course coordinator as per the course assessment method (Annexure I).  For the end semester practical examination the assessment will be done out of 50 marks by the external and internal examiners as per the course assessment method (Annexure I).
--	--

### Course Outcomes

Sr. No.	Course outcomes	RBT* Level
	At the end of the course students will be able to:	
CO1.	<b>Perform</b> experimental work to test and examine the performance of static and rotating electrical machines under different operating conditions.	<b>HOTS L4 (Analysis)</b>
CO2.	<b>Analyze</b> various performance characteristics with tabular and graphical representation of electric machines.	<b>HOTS L4 (Analysis)</b>
CO3.	<b>Compare</b> the performance of electrical machines with ratings on the basis of their utilization and efficiency.	<b>HOTS L5 (Evaluating)</b>
CO4.	<b>Design</b> electrical machine models for various engineering problems as per required specifications.	<b>HOTS L6 (Creating)</b>
CO5.	<b>Organize</b> reports based on experiments performed with effective demonstration and analysis of results.	<b>HOTS L4 (Analysis)</b>
CO6.	<b>Inculcate</b> ethical practices while performing experiments individually and in groups.	<b>LOTS L3 (Apply)</b>

\*Revised Bloom's Taxonomy Action verbs/Level

### LIST OF EXPERIMENTS:

1. To find the turns ratio & polarity of a single phase transformer.
2. To perform the open & short circuit tests on a single phase transformer.
3. To perform Sumpner's Back to back test on single phase transformers.
4. To perform the parallel operation of two single phase transformers for load sharing.
5. To convert three phase to two phase by using Scott-connection.
6. To perform load test on DC Shunt Generator and determine its performance characteristics.
7. To perform load test on DC Series Generator and determine its performance characteristics.
8. To obtain magnetization characteristics of separately excited DC Machine.
9. To obtain magnetization characteristics of self-excited DC Machine.
10. To perform speed control on a DC Shunt Motor using armature control and field control method.
11. To determine the efficiency of DC Shunt Motor using Swinburne's Test.
12. To determine the efficiency of a DC Machine using Hopkinson's Test.
13. To study and perform the field test on two identical D.C. series machines
14. To study the Ward Leonard method of speed control on DC Motor.

**NOTE:** At least eight experiments are to be performed in the semester, out of which at-least six experiments should be performed from the above list. Remaining experiments may either be performed from the above list or designed & set by the concerned institution as per the scope of the syllabus.

## ELECTRICAL WORKSHOP

### General Course Information:

Course Code: PCC-EE209-P Course Credits: 1 Mode: Practical Type: Program Core Contact Hours: 2 hours per week. Examination Duration: 03 hours.	<b>Course Assessment Methods (Internal: 50; External: 50)</b> Internal continuous assessment of 50 marks by course coordinator as per the course assessment method (Annexure I).  For the end semester practical examination the assessment will be done out of 50 marks by the external and internal examiners as per the course assessment method (Annexure I).
---	---

### Course Outcomes:

Sr. No.	Course outcomes	RBT* Level
	At the end of the course students will be able to:	
CO1.	<b>Experimental</b> work and acquire basic technical knowledge to solve the installation problems of domestic and industrial field.	<b>HOTS L4</b> ( <b>Analyzing</b> )
CO2.	<b>Demonstrate</b> the applications of the various electrical tools.	<b>LOTS L3</b> ( <b>Applying</b> )
CO3.	<b>Judge</b> the suitability of lighting devices, protective devices and earthing.	<b>HOTS L5</b> ( <b>Evaluating</b> )
CO4.	<b>Design</b> of various types of wiring systems and assembling of small transformers.	<b>HOTS L6</b> ( <b>Creating</b> )
CO5.	<b>Organize</b> reports based on experiments performed with effective demonstration and analysis of results.	<b>HOTS L4</b> ( <b>Analyzing</b> )
CO6.	<b>Inculcate</b> ethical practices while performing experiments individually and in groups.	<b>LOTS L3</b> ( <b>Applying</b> )

\*Revised Bloom's Taxonomy Action verbs/Level

### LIST OF EXPERIMENTS:

1. To study the use of different types of tools, electrical material, symbols and its abbreviations for electrical engineering workshop laboratory.
2. To study different types of wiring & practices for staircase, corridor & godown wiring.
3. To study & perform fluorescent lamp, tube light, CFL, LED & its series and parallel Connections.
4. To study and control the two lamps in series with one switch and two lamps in parallel with one switch.
5. To study and control the two lamps with two switches individually and one lamp with two two-way switches.
6. To study various types of wires/ cables and practices of switches.
7. To study the importance of earthing and measurement of earth resistance.
8. Familiarization and repairing practice of home appliances such as: mixer machine, electric iron, fan motor, pump motor, battery etc.
9. To study different types of transformers and assembling practices of transformers.
10. To study the different fuses, SFU, MCB, ELCB, MCCB.
11. To study moving iron, moving coil, electro-dynamics and induction type meter.
12. To study & calibrate single phase energy meters.
13. To study the design of solar system for small houses.
14. To study the design of SMPS circuit.

**NOTE:** At least eight experiments are to be performed in the semester, out of which at-least six experiments should be performed from the above list. Remaining experiments may either be performed from the above list or designed & set by the concerned institution as per the scope of the syllabus.

*Mihir*

*SA*

## CO-PO Articulation Matrix

Course/Course Code: Electrical Workshop (PCC-EE209-P), Semester: III															
List of Course Outcomes	PO1	PO2	PO3	PO4	PO5	PO6	PO7	PO8	PO9	PO10	PO11	PO12	PSO1	PSO2	PSO3
CO1. <b>Experimental</b> work and acquire basic technical knowledge to solve the installation problems of domestic and industrial field. <b>(HOTS L4: Analyzing)</b>	3	2	-	-	-	-	-	-	3	-	-	-	2	-	-
CO2. <b>Demonstrate</b> the applications of the various electrical tools. <b>(LOTS L3: Applying)</b>	2	-	-	-	-	-	-	-	-	-	-	1	2	-	-
CO3. <b>Judge</b> the suitability of lighting devices, protective devices and earthing. <b>(HOTS L5: Evaluating)</b>	1	-	-	-	-	-	-	-	-	-	-	1	1	1	-
CO4. <b>Design</b> of various types of wiring systems and assembling of small transformers. <b>(HOTS L6 : Creating)</b>	3	1	3	-	-	-	-	-	-	-	2	3	3	2	-
CO5. <b>Organize</b> reports based on experiments performed with effective demonstration and analysis of results. <b>(HOTS L4: Analyzing)</b>	-	-	-	-	-	-	-	-	-	3	-	-	-	-	-
CO6. <b>Inculcate</b> ethical practices while performing experiments individually and in groups. <b>(LOTS L3: Applying)</b>	-	-	-	-	-	-	-	3	3	-	-	-	-	-	1
Level of Attainments:															

**Correlation level:** 1- slight /Low 2- Moderate/ Medium 3- Substantial/High

*Mili*

*59*



Course code	MC103			
Category	Mandatory Courses			
Course title	Indian Constitution			
Scheme and Credits	L	T	P	Credits
	3	0	0	0.0
Pre-requisites (if any)	-			
Course Assessment Methods (Internal: 30; External: 70)	<b>Internal examination:</b> <ul style="list-style-type: none"><li>• Two minor tests each of 20 marks</li><li>• Class Performance measured through percentage of lectures attended (4 marks)</li><li>• Assignments, quiz etc. (6 marks)</li></ul> <b>End semester examination:</b> <ul style="list-style-type: none"><li>• Nine questions are to be set by the examiner.</li><li>• Question number one will be compulsory and based on the entire syllabus. It will contain seven short answers type questions.</li><li>• Rest of the eight questions is to be set with a fair weightage of all the units.</li><li>• All questions will carry equal marks.</li><li>• The Students will be required to attempt 05 questions in all.</li></ul>			

#### Course Contents- Basic features and fundamental principles

1. Meaning of the constitution law and constitutionalism
2. Historical perspective of the Constitution of India
3. Salient features and characteristics of the Constitution of India
4. Scheme of the fundamental rights
5. The scheme of the Fundamental Duties and its legal status
6. The Directive Principles of State Policy – Its importance and implementation
7. Federal structure and distribution of legislative and financial powers between the Union and the States
8. Parliamentary Form of Government in India – The constitution powers and status of the President of India
9. Amendment of the Constitutional Powers and Procedure
10. The historical perspectives of the constitutional amendments in India
11. Emergency Provisions: National Emergency, President Rule, Financial Emergency
12. Local Self Government – Constitutional Scheme in India
13. Scheme of the Fundamental Right to Equality
14. Scheme of the Fundamental Right to certain Freedom under Article 19
15. Scope of the Right to Life and Personal Liberty under Article 21.

*Amrit*  
*SA*

**Detailed Syllabus**  
**of**  
**B. Tech (EE)**  
**4<sup>th</sup> Semester**

*Mili*

*SA*

## POWER ELECTRONICS

### General Course Information:

<p>Course Code: PCC-EE202-T</p> <p>Course Credits: 3.0</p> <p>Mode: Lecture (L)</p> <p>Type: Program Core</p> <p>Teaching Schedule L T P: 3 0 0</p> <p>Examination Duration: 3 hours</p>	<p><b>Course Assessment Methods; Max. Marks: 100 (Internal: 30; External: 70)</b></p> <p>Three minor tests, each of 20 marks, will be conducted. The third minor will be conducted in open book mode by the Course Coordinator. No date sheet will be issued for the third minor at the level of the Departments. For the purpose of internal assessment, the average of the highest marks obtained by a student in any two minor examinations will be considered. All the minor examination question papers will be prepared and evaluated by following the Outcome Based Education framework. Class Performance will be measured through percentage of lectures attended (4 marks) Assignments (4 marks) and class performance (2 marks).</p> <p>The end semester examination will be of 70 marks. For the end semester examination, nine questions are to be set by the examiner. Question number one will be compulsory and based on the entire syllabus. It will contain seven short answers type questions. Rest of the eight questions is to be given by setting two questions from each of the four units of the syllabus. A candidate is required to attempt any other four questions selecting one from each of the four units. All questions carry equal marks.</p>
--	--

### Course outcomes:

Sr. No.	Course outcomes	RBT <sup>a</sup> Level
	At the end of the course students will be able to:	
CO1.	Recall the fundamental of electronics devices and circuit	L1(Remembering)
CO2.	Describe various power semiconductor devices, passive components and switching circuits.	L2(Understanding)
CO3.	Deploy power converter circuits design and learn to select suitable power electronic devices by assessing the requirements of application fields.	L3(Apply)
CO4.	Compare, formulate and analyze a power electronic circuit design and assess the performance.	L4(Analysis)
CO5.	Estimate the critical areas for improvement in an industries and derive typical alternative solution.	L5( Evaluating)
CO6.	Design a suitable power converters to control Electrical Motors and other industry grade apparatus	L6(Creating)

\*Revised Bloom's Taxonomy Action verbs/Levels

### Course Content

#### UNIT-I

**Modern Power Electronics Devices:** Principle of operation of SCR, dynamic characteristic of SCR during turn ON and turn OFF, Two transistor analogy, Protection of SCR, Commutation circuits, SCR ratings, Triggering Methods, Series and Parallel operation of SCR.

Single-phase half-wave and full-wave thyristor rectifiers, Single-phase full-bridge thyristor rectifier with R-load and inductive load; Three-phase full-bridge thyristor rectifier with R-load and inductive load; Input current wave shape and power factor.

*ms*      *sq*



## UNIT- II

**Single-phase Converter:** Half wave converter, 2-pulse midpoint converter, half controlled and fully controlled bridge converters, input current and output voltage waveforms, effect of load and source impedance, expressions for output voltage, effect of free-wheeling diode, triggering circuits, Dual converter.

**Three-phase Converter:** Half wave, full wave, half controlled and fully controlled bridge converters, effect of load and source impedance, expressions for output voltage, Dual Converter.

## UNIT- III

**Inverters:** Classification, basic series and improved series inverter, parallel inverter, single phase and three phase voltage source inverter, 120 degree mode and 180 degree mode conduction schemes, modified McMurray half bridge and full bridge inverters, McMurray -Bedford half bridge and full bridge inverters, brief description of parallel and series inverters, current source inverter (CSI), transistor and MOSFET based inverters

## UNIT- IV

**AC Voltage Controllers & Regulators:** Single phase and three phase ac voltage controllers with R, RL and RLE loads, Single phase two SCR's in anti-parallel with R and RL loads, Voltage control, Operation waveforms, Types of voltage regulator, equation of load current, output voltage equation, synchronous tap changer, three phase regulator.

**Cyclo-converter:** Principle of operation of cyclo-converter, non-circulating and circulating types of cyclo-converters. Waveforms, control technique.

## **REFERENCES:**

1. M. Ramamoorthy, "Thyristor and their applications", East West Publication, 1991.
2. P.S. Bimbhra, "Power Electronics", Khanna Publishers, 2015.
3. MD Singh and KB Khanchandani, "Power Electronics", TMH Edition, 2007.
4. AK Gupta and LP Singh, "Power Electronics", Dhanpat Rai Publishing Co.
5. G.K. Dubey, S. R. Doradla, A. Joshi, and R. M. K. Sinha, "Thyristorised Power Controllers", New Age International Private Ltd.
6. Mohan N., Undeland T. M. and Robbins W. P., "Power Electronics Converters, Applications and Design", 3rd ED, Wiley India.

*Mili*

*SA*

**Course Articulation Matrix:**

Course/Course Code: Power Electronics (PCC-EE202-T),													Semester: IV		
	PO1	PO2	PO3	PO4	PO5	PO6	PO7	PO8	PO9	PO10	PO11	PO12	PSO1	PSO2	PSO3
CO1	3	-	-	-	-	1	1	-	-	-	-	1	1	-	-
CO2	3	-	-	-	-	1	-	-	-	-	-	1	1	-	-
CO3	2	-	1	-	-	-	-	-	-	-	-	-	1	-	-
CO4	3	3	1	-	-	-	-	-	-	-	-	-	1	2	-
CO5	2	2	2	-	-	-	-	-	-	-	-	-	3	1	-
CO6	3	3	3	-	-	-	-	-	-	-	-	1	1	1	-

**Correlation level:**    1- Slight /Low                    2- Moderate/ Medium                    3- Substantial/High

*Mili*      *SD*

## ELECTRICAL MACHINES-II

### General Course Information:

<p>Course Code: PCC-EE204-T                  Course Credits: 4.0                  Mode: Lecture (L) and Tutorial (T)                  Type: Program Core                  Teaching Schedule L T P: 3 1 0                  Examination Duration: 3 hours</p>	<p><b>Course Assessment Methods; Max. Marks: 100 (Internal: 30; External: 70)</b></p> <p>Three minor tests, each of 20 marks, will be conducted. The third minor will be conducted in open book mode by the Course Coordinator. No date sheet will be issued for the third minor at the level of the Departments. For the purpose of internal assessment, the average of the highest marks obtained by a student in any two minor examinations will be considered. All the minor examination question papers will be prepared and evaluated by following the Outcome Based Education framework. Class Performance will be measured through percentage of lectures attended (4 marks) Assignments (4 marks) and class performance (2 marks).</p> <p>The end semester examination will be of 70 marks. For the end semester examination, nine questions are to be set by the examiner. Question number one will be compulsory and based on the entire syllabus. It will contain seven short answers type questions. Rest of the eight questions is to be given by setting two questions from each of the four units of the syllabus. A candidate is required to attempt any other four questions selecting one from each of the four units. All questions carry equal marks.</p>
---	--

### Outcomes

Sr. No.	Course outcomes	RBT <sup>*</sup> Level
	At the end of the course students will be able to:	
CO1.	Recall the basics of electric machines	<b>L1(Remembering)</b>
CO2.	Illustrate the performance of different types of rotating electric machines.	<b>L2(Understanding)</b>
CO3.	Solve the problems related with rotating electric machines.	<b>L3(Apply)</b>
CO4.	Compare the performance characteristics of rotating electric machines.	<b>H1(Analysis)</b>
CO5.	Judge and use the rotating electric machines on the basis of their utilization and performance.	<b>H2 (Evaluating)</b>

\*Revised Bloom's Taxonomy Action verbs/Level

### Course Content

#### UNIT-I

**Poly Phase Induction Motors:** Construction details of three-phase induction motor, Rotating magnetic field, principle of operation, slip, Induction motor as generalized transformer-Equivalent circuit, expression for torque, full load torque, maximum torque, starting torque and output power, torque-slip and torque-speed characteristics, no load and blocked rotor test, circle diagram, introduction to deep bar cage and double cage induction motor, starting of induction motors, speed control of induction motor, cogging & crawling, Applications.

#### UNIT-II

**Synchronous Generators:** Alternators: Construction features and types, EMF equation of alternators, armature reaction in alternators, Alternator on load, Synchronous reactance, Synchronous Impedance, Voltage regulation, Determination of voltage regulation using EMF, MMF methods, ZPF, Ampere Turn

*Mili*

*SA*

methods and Potier Triangle, Synchronizing and parallel operation of alternators, Salient pole synchronous machine, two-reaction theory, slip test, Applications.

### UNIT-III

**Synchronous Motor:** Principle of operation, Methods of starting, Torque and power equations, Synchronous motor on load, Synchronous motor on constant excitation variable load, Synchronous motor on constant load variable excitation, 'V' and inverted 'V' curves, Synchronous condenser, Hunting and its suppression, Behaviour of synchronous machine on short circuit, capability curves, Applications.

### UNIT-IV

**Single Phase Induction & Special Motors:** Single Phase Induction Motor, Double revolving field theory, Stepper Motor, Brushless DC motor, Servomotors, Shaded Pole Motor, Reluctance Motor, Hysteresis Motor, Single Phase Series Motor, Repulsion Motor, Schrage Motor, Linear Induction Motor.

### **REFERENCES:**

1. I.J. Nagarath and D.P. Kothari, "Electric Machines", T.M.H. Publishing Co Ltd., New Delhi, 4<sup>th</sup> Edition 2010.
2. P.S. Bhimbra, 'Electrical Machinery', Khanna Publications.
3. J. B. Gupta., "Theory and Performance of Electrical Machines", Kataria and Sons, 14th edition 2009.
4. Fitzgerald Kingsley and Umans, "Electric Machinery" McGraw HillBooks co., New Delhi, 7th Edition, 2013.
5. A.S. Langsdorf, "Theory of AC Machinery", Tata McGraw Hill.
6. B. L. Thareja, "A Text Book of Electrical Technology", Volume II, S. Chand Publications
7. P.S. Bhimbra, "Generalized Theory of Electrical Machines", Khanna Publications.
8. Ashfaq Husain, "Electrical Machines", Dhanpat Rai Publications.

*Mili*      *SD*

**Course Articulation Matrix:**

Course/Course Code: Electrical Machines-II (PCC-EE204-T)												Semester: IV			
	PO1	PO2	PO3	PO4	PO5	PO6	PO7	PO8	PO9	PO10	PO11	PO12	PSO1	PSO2	PSO3
CO1	3	2	-	-	-	-	-	-	-	-	-	1	3	-	1
CO2	2	2	-	2	-	-	-	-	-	-	-	1	2	-	-
CO3	2	2	3	-	-	-	-	-	-	-	-	1	2	3	1
CO4	2	-	2	2	-	-	-	-	-	-	-	1	2	1	-
CO5	2	-	-	2	-	1	-	-	-	-	-	1	2	-	2

**Correlation level:**      1- Slight /Low                  2- Moderate/ Medium                  3- Substantial/High

*Milif*      *SA*

## POWER SYSTEMS - I

### General Course Information:

<p>Course Code: <b>PCC-EE206-T</b></p> <p>Course Credits: 4.0</p> <p>Mode: Lecture (L) and Tutorial (T)</p> <p>Type: Program Core</p> <p>Teaching Schedule L T P: 3 1 0</p> <p>Examination Duration: 3 hours</p>	<p><b>Course Assessment Methods; Max. Marks: 100 (Internal: 30; External: 70)</b></p> <p>Three minor tests, each of 20 marks, will be conducted. The third minor will be conducted in open book mode by the Course Coordinator. No date sheet will be issued for the third minor at the level of the Departments. For the purpose of internal assessment, the average of the highest marks obtained by a student in any two minor examinations will be considered. All the minor examination question papers will be prepared and evaluated by following the Outcome Based Education framework. Class Performance will be measured through percentage of lectures attended (4 marks) Assignments (4 marks) and class performance (2 marks).</p> <p>The end semester examination will be of 70 marks. For the end semester examination, nine questions are to be set by the examiner. Question number one will be compulsory and based on the entire syllabus. It will contain seven short answers type questions. Rest of the eight questions is to be given by setting two questions from each of the four units of the syllabus. A candidate is required to attempt any other four questions selecting one from each of the four units. All questions carry equal marks.</p>
--	--

### Course outcomes:

Sr. No.	Course outcomes	RBT* Level
	At the end of the course students will be able to:	
CO1.	Draw the single line diagram and model the power system components for power system analysis	<b>L1(Remembering)</b>
CO2.	Understand the major components of Transmission and Distribution Systems, its modeling and important parameters	<b>L2(Understanding)</b>
CO3.	Investigate the performance of transmission lines by calculating voltage regulation and efficiency	<b>L3(Applying)</b>
CO4.	Analyze the mechanical and electrical design aspects of transmission system	<b>L4(Analyzing)</b>
CO5.	Compare between different supply systems, Overhead transmission lines and underground cables and select the appropriate according to the need.	<b>L5(Evaluating)</b>

\*Revised Bloom's Taxonomy Action verbs/Levels

### Course Content

#### UNIT- I

**Basic Concepts:** Importance of electric power, single line diagram of power system, Modeling of power system components, Per unit system, Symmetrical and unsymmetrical components, Representation of generators, lines and transformers in sequence networks, Growth of power systems in India, power supply networks: effect of voltage on conductor size, comparison of conductor volume in typical supply systems, elementary high voltage DC transmission DC transmission and its advantages and disadvantages.

*SA*

*Milki*

## UNIT- II

**Transmission line parameters:** Calculations of resistance, inductance, and capacitance for single phase, three phase single circuit and double circuit lines, skin and proximity effect.

**Performance of lines:** Classification of lines as short, medium and long, representation and detailed performance analysis of these lines including ABCD parameters, Surge Impedance loading, Ferranti's effect, Power flow through a transmission line and power circle diagrams

## UNIT- III

**Mechanical considerations:** Various types of line conductors, line supports, poles and towers, sag calculations, effect of wind, ice and temperature, stringing chart, sag template, line vibrations.

**Insulators:** various types of insulator, voltage distribution, string efficiency, methods of increasing string efficiency.

**Corona:** Phenomenon of corona, disruptive critical voltage, visual critical voltage, corona loss, radio interference.

## UNIT- IV

**Underground cables:** Classification and construction, insulation resistance, capacitance, capacitance determination, power factor in cables, capacitance grading, use of inter sheaths, losses, heat dissipation and temperature rise in cables, current rating, Faults in cables, comparison with overhead lines

**Distribution Systems:** components – feeders, distributors, service mains, connections schemes of distribution, Introduction to distributed generation

### **REFERENCES:**

1. C. L. Wadhwa, "Electrical Power Systems", New Age International, 7<sup>th</sup> edition, 2016.
2. I. J. Nagrath and D. P. Kothari "Power System Engineering". McGraw-Hill, 3<sup>rd</sup> Ed., 2019.
3. A. Chakrabarty, P. V. Gupta, M. L. Soni and U. S. Bhatnagar , "A Course in Electrical Power" Dhanpat Rai Pub. Co.(P) Ltd., 2008.
4. J.B.Gupta , "Power Systems", S.K. Kataria and sons, 2013.
5. B.R.Gupta , "Power System Analysis and Design", S. Chand, 7<sup>th</sup> edition, 2014.
6. B.M.Weedy, "Electric power system", John Wiley and sons.
7. S. N. Singh, "Electric Power Generation, Transmission and Distribution", PHI, 2<sup>nd</sup> edition, 2008.
8. L. M. Fualkenberry, W. Coffey, "Electrical Power Distribution and Transmission", Pearson Education, 1996.
9. S. K. Gupta, " Power System Engineering", Umesh Publications, 2009.

*Miti*

*SA*

**Course Articulation Matrix:**

Course/Course Code: Power Systems- I ( PCC-EE206-T ),												Semester: IV			
	PO1	PO2	PO3	PO4	PO5	PO6	PO7	PO8	PO9	PO10	PO11	PO12	PSO1	PSO2	PSO3
CO1	2	1	-	-	-	-	-	-	-	-	-	1	2	2	-
CO2	3	2	-	-	-	-	-	-	-	-	-	1	2	-	1
CO3	3	3	3	2	-	-	-	-	-	-	-	1	2	2	-
CO4	3	1	1	2	-	1	-	-	-	-	-	1	3	2	1
CO5	3	2	1	1	-	-	-	-	-	-	-	1	3	2	2

**Correlation level:** 1- Slight /Low      2- Moderate/ Medium      3- Substantial/High

*Mili*      *3/2*



## **FIELDS AND WAVES**

### **General Course Information:**

<p>Course Code: PCC-EE208-T                  Course Credits: 4.0                  Mode: Lecture (L) and Tutorial (T)                  Type: Program Core                  Teaching Schedule L T P: 3 1 0                  Examination Duration: 3 hours</p>	<p><b>Course Assessment Methods; Max. Marks: 100 (Internal: 30; External: 70)</b></p> <p>Three minor tests, each of 20 marks, will be conducted. The third minor will be conducted in open book mode by the Course Coordinator. No date sheet will be issued for the third minor at the level of the Departments. For the purpose of internal assessment, the average of the highest marks obtained by a student in any two minor examinations will be considered. All the minor examination question papers will be prepared and evaluated by following the Outcome Based Education framework. Class Performance will be measured through percentage of lectures attended (4 marks) Assignments (4 marks) and class performance (2 marks).</p> <p>The end semester examination will be of 70 marks. For the end semester examination, nine questions are to be set by the examiner. Question number one will be compulsory and based on the entire syllabus. It will contain seven short answers type questions. Rest of the eight questions is to be given by setting two questions from each of the four units of the syllabus. A candidate is required to attempt any other four questions selecting one from each of the four units. All questions carry equal marks.</p>
---	--

### **Course Outcomes**

Sr. No.	Course outcomes At the end of the course students will be able to:	RBT <sup>*</sup> Level
CO1.	Recall the basics of coordinates(2 D & 3D)	L1(Remembering)
CO2.	Describe the electromagnetic waves and theory.	L2(Understanding)
CO3.	Solve the problems related with electromagnetic waves and theory.	L3(Apply)
CO4.	Compare the performance of electromagnetic waves on the basis of different theories.	H1(Analysis)
CO5.	Judge the characteristics of electromagnetic waves and utilize them as per their requirements.	H2 (Evaluating)

\*Revised Bloom's Taxonomy Action verbs/Level

### **Course Content**

#### **UNIT-I**

**Introduction of Coordinates:** Cartesian coordinates, cylindrical coordinates, spherical coordinates, Vector calculus: Differential length, area and volume, line surface and volume integrals and their significance, Del operator, gradient of a scalar, divergence of a vector and divergence theorem, curl of a vector and Stoke's theorem

#### **UNIT-II**

**Electrostatics:** Electrostatic fields, Field intensity, Electric flux density, Coulomb's Law, Electric field and potential due to point, line, plane and charge distribution, Gauss's Law and application, Electric field in material space: Properties of materials, conductors, dielectric constants, Effect of dielectric medium,

*SA*

*Miki*

continuity equation, boundary condition. Poisson's and Laplace's equations, Equipotential Surfaces. Uniqueness Theorem, capacitance, method of images.

#### UNIT-III

**Magnetostatics:** Magneto-static fields, Magnetic flux density, Magnetic field Intensity, Biot-Savart's Law, Ampere's circuit law, Faraday Law of Induction, application of ampere's law, - Maxwell's equation, Maxwell's equation for static fields, for harmonically varying fields, for free space, magnetic vector potential. Lorentz Force, magnetization in materials, magnetic boundary conditions, Self and mutual inductances, Relation between E and H.

#### UNIT-IV

**Electromagnetic Waves:** Polarization, Reflection of plane wave for perfect conductor, perfect dielectric at normal incidence as well as oblique incidence, Electromagnetic wave propagation, Depth of Penetration, Brewster's Angle Poynting Theorem and interpretation of Poynting vector.

**Transmission lines:** Transmission line parameters, Transmission line equations, input impedance, Characteristic Impedance, Reflection Coefficient, Standing wave ratio, Smith chart and its application.

#### **REFERENCES:**

1. M. N. O. Sadiku, "Elements of Electromagnetic", 4<sup>th</sup> Ed, Oxford University Press.
2. K.D. Prasad, "Electromagnetic Fields and Waves", Satya Prakashan, New Delhi.
3. Balmain and Jordan, "Electromagnetic Waves and Radiating System", PHI Publication.
4. W. H. Hayt and J. A. Buck, "Electromagnetic field theory", 7<sup>th</sup> edition TMH Publications.
5. R. Gowri, "Electromagnetic Field and Waves", Katson Publications.
6. J.D.F. Krauss, "Electromagnetics", McGraw Hill Publications.

*Mili*      *SA*

**Course Articulation Matrix:**

Course/Course Code: Fields and Waves (PCC-EE208-T)													Semester: IV		
	PO1	PO2	PO3	PO4	PO5	PO6	PO7	PO8	PO9	PO10	PO11	PO12	PSO1	PSO2	PSO3
CO1	3	-	3	3	-	-	-	-	-	-	-	2	1	-	-
CO2	1	-	-	-	-	-	-	-	-	-	-	1	1	-	-
CO3	1	2	2	3	-	-	-	-	-	-	-	1	-	1	1
CO4	1	2	1	2	-	-	-	-	-	-	-	1	-	1	-
CO5	1	3	-	1	-	-	-	-	-	-	-	1	-	1	-

Correlation level:      1- Slight /Low                      2- Moderate/ Medium                      3- Substantial/High

*Mili*      *SD*

## SIGNALS AND SYSTEMS

### General Course Information:

<p>Course Code: <b>PCC-EE210-T</b>                  Course Credits: 3.0                  Mode: Lecture (L) and Tutorial (T)                  Type: Program Core                  Teaching Schedule L T P: 3 0 0                  Examination Duration: 3 hours</p>	<p><b>Course Assessment Methods; Max. Marks: 100 (Internal: 30; External: 70)</b></p> <p>Three minor tests, each of 20 marks, will be conducted. The third minor will be conducted in open book mode by the Course Coordinator. No date sheet will be issued for the third minor at the level of the Departments. For the purpose of internal assessment, the average of the highest marks obtained by a student in any two minor examinations will be considered. All the minor examination question papers will be prepared and evaluated by following the Outcome Based Education framework. Class Performance will be measured through percentage of lectures attended (4 marks) Assignments (4 marks) and class performance (2 marks).</p> <p>The end semester examination will be of 70 marks. For the end semester examination, nine questions are to be set by the examiner. Question number one will be compulsory and based on the entire syllabus. It will contain seven short answers type questions. Rest of the eight questions is to be given by setting two questions from each of the four units of the syllabus. A candidate is required to attempt any other four questions selecting one from each of the four units. All questions carry equal marks.</p>
--	--

### Course outcomes:

Sr. No.	Course Outcomes At the end of the semester, students will be able to:	RBT* Level
CO 1	Describe various signals and their behaviour involved in processing.	L1 (Remembering)
CO 2	Classify different systems used for signal processing and operation and Conceptualize the effects of sampling a CT signal	L2 (Understanding)
CO 3	Demonstrate the Conversion of signals in analog domain to digital domain using various transforms	L3 (Applying)
CO 4	Analyze CT and DT systems using Laplace transforms and Z-Transforms.	L4 (Analyzing)
CO 5	Modeling different systems with detailed analysis of LTI systems according to different types of applications	L6 (Creating)

\*Revised Bloom's Taxonomy Action verbs/Levels

### Course Content

#### UNIT-I

**Introduction to Signals:** Signal Definition, Classification of Signals, Basic/Singularity Continuous and Discrete-Time Signals, Basic operations: Time Shifting, Time Reversal, Time Scaling on signals, Signal representation in terms of singular functions, Correlation of Signals and its Properties, Representation of a Continuous-Time Signal by its Samples: The Sampling Theorem, Reconstruction, Aliasing.

#### UNIT-II

**Types of Systems:** System, classification of Systems; Linear & Nonlinear Systems; Static & Dynamic Systems, Causal & Non-causal System, Invertible & Noninvertible, Stable & Unstable System, Time variant & Time Invariant Systems with examples.

*Mills*

*SA*

**Linear Time-Invariant Systems:** Definition and Properties, Impulse Response, Convolution Sum/Integral and its Properties, Representation of LTI systems using Differential and Difference equations.

### UNIT- III

**Fourier Series & Fourier Transform:** Introduction to Frequency domain Representation, Fourier Series Representation of Periodic Signals, Convergence of Fourier Series, Properties of Fourier Series, Fourier Transform for periodic and aperiodic signals, Convergence of Fourier Transform, Properties of Fourier Transform, Applications of Fourier Transform.

**Discrete-Time Fourier Transform:** Fourier Transform representation for Discrete -Time Aperiodic & Periodic Signals, Properties of Discrete-Time Fourier Transform, Basic Fourier Transform Pairs.

### UNIT-IV

**Laplace Transform:** Introduction to Laplace transform, Region of convergence(ROC), relation with Fourier transform, Properties, Inverse of Laplace transform, Application to LTI systems, their interconnections and block diagram

**Z-Transform:** Introduction to Z-Transform, Region of convergence (ROC), Z-Transform Properties, Inverse Z-Transform, Analysis of LTI Systems using Z-Transform, Application of Z-transform, Introduction to Hilbert Transform.

### **REFERENCES:**

1. A. V. Oppenheim, A. S. Willsky, and S. H. Nawab "Signals & Systems", Prentice -Hall India.
2. T. K. Rawat, "Signal & Systems", Oxford University Press.
3. S. Salivahanan, A. Vallavraj, C. Gnanapriya, "Digital Signal Processing", Tata McGraw Hill.
4. A. Papoulis, "Circuits and Systems: A Modern Approach", Oxford Univ. Press.
5. B. Kumar, "Signals and Systems", New Age International Publishers.
6. H. P. Hsu, "Signals and Systems", Schaum's Outlines, TMH
7. Fred J. Taylor, "Principles of Signals and System"s, TMH
8. S. Haykins and B.V. Veen, "Signals and Systems", Wiley

*Mili*      *SA*

**Course Articulation Matrix:**

Course/Course Code: Signals and Systems (PCC-EE210-T),												Semester: IV			
	PO1	PO2	PO3	PO4	PO5	PO6	PO7	PO8	PO9	PO10	PO11	PO12	PSO1	PSO2	PSO3
CO1	3	3	-	-	-	-	-	-	-	-	-	1	2	-	-
CO2	3	2	2	-	-	-	-	-	-	-	-	1	2	-	-
CO3	3	-	2	2	-	-	-	-	-	-	-	1	2	2	-
CO4	3	-	-	2	2	-	-	-	-	-	-	1	2	2	-
CO5	3	-	2	-	2	-	-	-	-	-	-	1	2	-	1

**Correlation level:**    1- Slight /Low                    2- Moderate/ Medium                    3- Substantial/High

*Mili*

*SA*

## POWER ELECTRONICS LABORATORY

### General Course Information:

<b>Course Code: PCC-EE202-P</b> <b>Course Credits: 1</b> <b>Mode: Practical</b> <b>Type: Program Core</b> <b>Contact Hours: 2 hours per week.</b> <b>Examination Duration: 03 hours.</b>	<b>Course Assessment Methods (Internal: 50; External: 50)</b> Internal continuous assessment of 50 marks by course coordinator as per the course assessment method (Annexure I).  For the end semester practical examination the assessment will be done out of 50 marks by the external and internal examiners as per the course assessment method (Annexure I).
---	---

### Course Outcomes:

Sr. No.	Course outcomes	RBT* Level
	At the end of the course students will be able to:	
CO1.	<b>Experimental</b> work and acquire thorough knowledge of various power converters for electric drives control applications.	<b>HOTS L4</b> ( Analyzing)
CO2.	<b>Analyze</b> the performance characteristics of power electronics devices.	<b>HOTS L4</b> Analyzing
CO3.	<b>Judge</b> the suitability of power converter for speed control of various rotating electrical machines.	<b>HOTS L5</b> ( Evaluating)
CO4.	<b>Demonstrate</b> operation of various power inverters and rectifiers with different Load conditions.	<b>LOTS L3</b> (Applying)
CO5.	<b>Organize</b> reports based on experiments performed with effective demonstration and analysis of results.	<b>HOTS L6</b> (Creating)
CO6.	<b>Inculcate</b> ethical practices while performing experiments individually and in groups.	<b>LOTS L3</b> (Applying)

\*Revised Bloom's Taxonomy Action verbs/Level

### LIST OF EXPERIMENTS:

1. To study performance and draw the V-I characteristics of Silicon Controlled Rectifier.
2. To obtain and plot the output (Voltage & Current) wave form of single-phase half-wave & full-wave uncontrolled rectifiers for R and R-L load.
3. To analyze and plot the output wave form of single-phase full-wave half-controlled full-wave rectifier for R and R-L load.
4. To analyze and plot the output wave form of single-phase full-wave fully-controlled full wave rectifier for R and R-L load.
5. To analyze the performance characteristics of three-phase half controlled & fully controlled bridge converters for R load and sketch its output wave form.
6. To observe and analyze the output (Voltage & Current) wave form of six pulses fully controlled rectifier feeding R and RL loads.
7. To study the operation of buck and boost converter for R and R-L load.
8. To study the operation of buck-boost converter for R and R-L load.
9. To sketch the output (Voltage & Current) wave form of a single phase cycloconverter.
10. To study performance and operation of single phase AC voltage regulators for R and R-L load.
11. To study performance and operation of single-phase inverter.
12. To study performance and operation of three-phase PWM inverters using IGBT.
13. To study performance and operation of three phase cyclo-converter.

*Mit*

*SA*

**NOTE:** At least eight experiments are to be performed in the semester, out of which at-least six experiments should be performed from the above list. Remaining experiments may either be performed from the above list or designed & set by the concerned course coordinator as per the scope of the syllabus.

*Mit*

*SA*



### CO-PO Articulation Matrix

Course/Course Code: Power Electronics Laboratory ( PCC-EE202-P ), Semester: IV															
List of Course Outcomes	PO1	PO2	PO3	PO4	PO5	PO6	PO7	PO8	PO9	PO10	PO11	PO12	PSO1	PSO2	PSO3
CO1. <b>Experimental</b> work and acquire thorough knowledge of various power converters for electric drives control applications. (HOTS L4: Analyzing)	3	-	-	2	-	-	-	-	3	-	-	2	3	2	-
CO2. <b>Analyze</b> the performance characteristics of power electronics devices. (HOTS L4: Analyzing)	3	-	1	2	-	-	-	-	-	-	-	2	3	-	-
CO3. <b>Judge</b> the suitability of power converter for speed control of various rotating electrical machines. (HOTS L5: Evaluating)	3	-	1	-	-	-	-	-	-	-	-	2	3	1	-
CO4. <b>Demonstrate</b> operation of various power inverters and rectifiers with different Load conditions. (HOTS L6: Creating)	2	-	1	-	-	-	-	-	-	-	-	2	3	2	-
CO5. <b>Organize</b> the basic requirements reports based on experiments for the controlling of electric drive. (HOTS L6: Creating)	-	-	-	-	-	-	-	-	-	3	-	-	1	-	-
CO6. <b>Inculcate</b> ethical practices while performing experiments individually and in groups. (LOTS L3:Applying)	-	-	-	-	-	-	-	3	3	-	-	-	-	-	1
Level of Attainments:															

Correlation level: 1- slight /Low 2- Moderate/ Medium 3- Substantial/High

*Milind*

*SP*

## ELECTRICAL MACHINES-II LABORATORY

### General Course Information:

Course Code: PCC-EE204-P Course Credits: 1.5 Mode: Practical Type: Program Course Contact Hours: 3 hours/week. Examination Duration: 3 hours.	Course Assessment Methods (Internal: 50; External: 50) Internal continuous assessment of 50 marks by course coordinator as per the course assessment method (Annexure I).  For the end semester practical examination the assessment will be done out of 50 marks by the external and internal examiners as per the course assessment method (Annexure I).
--	---

### Course Outcomes:


Sr. No.	Course outcomes	RBT* Level
	At the end of the course students will be able to:	
CO1.	Perform experimental work to test and examine the performance of static and rotating electrical machines under different operating conditions.	HOTS L4 (Analysis)
CO2.	Analyze various performance characteristics with tabular and graphical representation of electric machines.	HOTS L4 (Analysis)
CO3.	Compare the performance of electrical machines with ratings on the basis of their utilization and efficiency.	HOTS L5 (Evaluating)
CO4.	Design machine models for various engineering problems as per required specifications.	HOTS L6 (Creating)
CO5.	Organize reports based on experiments performed with effective demonstration and analysis of results.	HOTS L4 (Analysis)
CO6.	Inculcate ethical practices while performing experiments individually and in groups.	LOTS L3 (Apply)

\*Revised Bloom's Taxonomy Action verbs/Level

### LIST OF EXPERIMENTS:

1. To conduct starting and reversing the direction of rotation for 1-Phase and 3-Phase induction motor.
2. To conduct the load test to determine the performance characteristics of three phase induction motor.
3. To perform Load test on a 3-phase induction motor & DC generator set and to determine the efficiency of induction motor.
4. To perform light running and block rotor test to determine the parameters of the equivalent circuit of single phase induction motor.
5. To perform the open circuit test and block rotor test on three phase induction motor, draw the circle diagram and find out the rotor resistance.
6. To calculate the voltage regulation of three phase alternator by using synchronous impedance method:-
  - a. Conduct open and short circuit test.
  - b. Determine and plot variation of synchronous impedance with field current.
  - c. Determine synchronous reactance.
  - d. Determine voltage regulation for lagging, leading and unity power factors.
7. To plot the V-Curves of a synchronous machine.
  - a. Determination of Zero Sequence reactance of a synchronous machine.
  - b. Measurement of direct and quadrature axis reactance.
8. To measure negative sequence reactance of synchronous machine.
9. To calculate voltage regulation of synchronous machine by Zero Power Factor method.
10. To study the parallel operation of synchronous generators for load sharing.
11. To perform the synchronization for the parallel operations of alternators.

**NOTE:** At least eight experiments are to be performed in the semester, out of which at-least six experiments should be performed from above list. Remaining experiments may either be performed from the above list or designed & set by the concerned institution as per the scope of the syllabus.

*Mili* 

## CO-PQ Articulation Matrix

Course/Course Code: Electrical Machines-II Laboratory (PCC-EE204-P), Semester: IV															
List of Course Outcomes	PO1	PO2	PO3	PO4	PO5	PO6	PO7	PO8	PO9	PO10	PO11	PO12	PSO1	PSO2	PSO3
CO1. Perform experimental work to test and examine the performance of static and rotating electrical machines under different operating conditions. (HOTS: L4 Analysis)	3	3	-	-	-	-	-	-	3	-	-	2	3	-	-
CO2. Analyze various performance characteristics with tabular and graphical representation of electric machines. (HOTS: L4 Analysis)	3	2	-	2	-	-	-	-	-	-	-	1	3	-	-
CO3. Compare the performance of electrical machines with ratings on the basis of their utilization and efficiency. (HOTS: L5 Evaluating)	3	2	-	2	-	-	-	-	-	-	-	1	3	-	-
CO4. Design machine models for various engineering problems as per required specifications. (HOTS: L6 Creating)	3	2	3	-	-	-	-	-	3	-	-	-	3	2	-
CO5. Organize reports based on experiments performed with effective demonstration and analysis of results. (HOTS: L4 Analysis)	-	-	-	-	-	-	-	-	-	3	-	-	-	-	-
CO6. Inculcate ethical practices while performing experiments individually and in groups. (LOTS: L3 Apply)	-	-	-	-	-	-	-	3	3	-	-	-	-	-	2
Level of Attainments:															
Correlation level:	1- slight /Low	2- Moderate/ Medium	3- Substantial/High												

*Mit*

*Sa*

## POWER SYSTEMS - I LABORATORY

### General Course Information:

<p>Course Code: PCC-EE206-P          Course Credits: 1          Mode: Practical          Type: Program Core          Contact Hours: 2 hours per week.          Examination Duration: 03 hours.</p>	<p><b>Course Assessment Methods (Internal: 50; External: 50)</b> Internal continuous assessment of 50 marks by course coordinator as per the course assessment method (Annexure I).</p> <p>For the end semester practical examination the assessment will be done out of 50 marks by the external and internal examiners as per the course assessment method (Annexure I).</p>
--	--

### Course Outcomes:

Sr. No.	Course outcomes	RBT <sup>+</sup> Level
	At the end of the course students will be able to:	
CO1.	<b>Perform</b> Experimental work and acquire sound technical knowledge to solve field problems of Power Systems- transmission & distribution	<b>HOTS L4</b> ( Analyzing)
CO2.	<b>Analyze</b> parameters, characteristics and performance of the given transmission line model	<b>HOTS L4</b> ( Analyzing)
CO3.	<b>Judge</b> the suitability of cables and insulating materials in various practical applications.	<b>LOTS L3</b> (Applying)
CO4.	<b>Modeling</b> of 3 winding transformer and synchronous machines by determining the sequence impedances	<b>HOTS L6</b> (Creating)
CO5.	<b>Organize</b> reports based on experiments performed with effective demonstration and analysis of results.	<b>HOTS L4</b> ( Analyzing)
CO6.	<b>Inculcate</b> ethical practices while performing experiments individually and in groups.	<b>LOTS L3</b> (Applying)

\*Revised Bloom's Taxonomy Action verbs/Level

### LIST OF EXPERIMENTS:

1. To draw and illustrate single line diagram of distribution system of nearby area.
2. To plot power angle characteristics of transmission line.
3. To find ABCD Parameters of a model of transmission line.
4. To find efficiency and voltage regulation of transmission line
5. To observe Ferranti effect in a model of transmission line.
6. To determine positive, negative and zero sequence impedances of a 3 winding transformer.
7. To determine sequence impedances of a cylindrical rotor Synchronous Machine.
8. To measure the dielectric strength of transformer oil.
9. To study and compare different types of power cables and methods of laying underground cables
10. To Study different types of Insulators and find string efficiency of string insulator:
  - a. Without guard ring
  - b. With guard ring.
11. To locate cable fault using cable fault locator.
12. To Study the performance of wind turbine generator system under variable load, wind speed and pitch angle.

**NOTE:** At least eight experiments are to be performed in the semester, out of which at-least six experiments should be performed from above list. Remaining experiments may either be performed from the above list or designed & set by the concerned course coordinator as per the scope of the syllabus.

*Mili*      *SA*

**CO-PO Articulation Matrix**

Course/Course Code: Power Systems- I Laboratory ( PCC-EE206-P ), Semester: IV

List of Course Outcomes	PO1	PO2	PO3	PO4	PO5	PO6	PO7	PO8	PO9	PO10	PO11	PO12	PSO1	PSO2	PSO3
CO1. Perform Experimental work and acquire sound technical knowledge to solve field problems of Power Systems- transmission & distribution (HOTS L4: Analyzing)	3	1	-	-	-	-	-	-	3	-	-	2	3	2	1
CO2. Analyze parameters, characteristics and performance of the given transmission line model (LOTS L3:Applying)	3	2	-	2	-	-	-	-	-	-	-	1	3	-	-
CO3. Judge the suitability of cables and insulating materials in various practical applications. ( LOTS L3:Applying )	3	-	1	-	-	-	-	-	-	-	-	1	3	-	-
CO4. Modeling of 3 winding transformer and synchronous machines by determining the sequence impedances (HOTS L6: Creating)	3	2	2	1	-	-	-	-	-	-	-	1	3	2	-
CO5. Organize reports based on experiments performed with effective demonstration and analysis of results. (HOTS L4: Analyzing)	-	-	-	-	-	-	-	-	-	3	-	-	-	-	2
CO6. Inculcate ethical practices while performing experiments individually and in groups. (LOTS L3:Applying)	-	-	-	-	-	-	-	3	3	-	-	-	-	-	1
Level of Attainments:															

*Mit*

*SA*

Correlation level: 1- slight /Low      2- Moderate/ Medium      3- Substantial/High

## Essence of Indian Traditional Knowledge

Sem-V

### General Course Information

<b>Course Code:</b> MC 104-T <b>Course Credits:</b> 0 <b>Type:</b> Mandatory course <b>Contact Hours:</b> 3 hours/week <b>Mode:</b> Lectures <b>Examination Duration:</b> 3 hours	<b>Course Assessment Methods (Internal: 30; external: 70)</b> Two minor examinations (20 marks), Class Performance measured through percentage of lectures attended (4 marks), assignments(6 marks), and the end- semester examination (70 marks). For the end semester examination, nine questions are to be set by the examiner. A candidate is required to attempt 5 questions in all. All questions carry equal marks. Question number 1 will be compulsory and based on the entire syllabus. It will contain seven parts of 2 marks each. Question numbers 2 to 9 will be given by setting two questions from each of the four units of the syllabus. A candidate is required to attempt the remaining four questions by selecting one question from each of the four units.
--	---

### About the Course and Its Outcomes:

This course is designed to acquaint students with Indian knowledge traditions It introduces students to Vedic period, Post Vedic period, Sufi and Bhakti Movement in India, the ancient scientists of India and social reform movements of 19<sup>th</sup> century

Sr. No.	Course outcomes	RBT* Level
	At the end of the course students will be able to:	
CO1	Recognize the forms and sources of Indian traditional knowledge	L1(Remembering)
CO2	Identify the contribution of the great ancient Indian scientists and spiritual leaders to the world of knowledge.	L2(Understanding)
CO3	Apply the reasoning based on objectivity and contextual knowledge to address the social and cultural issues prevalent in Indian society.	L3 (Apply)
CO4	Differentiate the myths, superstitions from reality in context of traditional knowledge to protect the physical and social environment.	L4(Analyzing)
CO5	Suggest means of creating a just and fair social environment that is free from any prejudices and intolerance for different opinions and cultures.	L5(Evaluating)

### Course Content

#### Unit-I

**Introduction to Indian Tradition Knowledge:** Defining traditional knowledge, forms, sources and dissemination of traditional knowledge.

**Vedic Period:** Vedas and Upanishads, Yogsutras of Patanjali

**Post Vedic Period:** Budhism, Janism and Indian Materialism: Charvak School of Thought



## Unit-II

Sufi and Bhakti Movement (14<sup>th</sup> to 17<sup>th</sup> century): सगुण-निगुण भक्ति, Sufism and Sufi saints, Kabir, Nanak and Guru Jambheshwar ji Maharaj etc., Composite Culture of Indian sub-continent.

## Unit-III

Jyotirao Phule and Savitri Bai Phule and other 19<sup>th</sup> Century Social Reform Movements; India's cultural heritage.

## Unit-IV

India's Contribution to the world of knowledge प्राचीन भारत के महान वैज्ञानिक: बौधायन, चरक, कौमारभरित्य, जीवन, सुश्रुत, आर्यभट्ट, बराहमिहिर, ब्रह्मगुप्त, नागार्जुन, वाग्भट; Astrology and Astronomy, Myths and Reality

### **Text and Reference Books**

1. A. L. Bhansam, *The Wonder That was India, A Survey of the Culture of the Indian Sub-Continent before, the Coming of the Muslims*, Vol I, Groove Press, New York, 1959.
2. S. A. A. Rizvi, *Wonder That was India, A Survey of the History and Culture of the Indian Sub-Continent from the Coming of the Muslims to the British Conquest 1200-1700*, Vol 2, Rupa and Co. 2001.
3. प्रतियोगिता दर्पण अतिरिक्ततांक सीरीज-5 भारतीय कला एवं संस्कृति.
4. गुणाकार मूले, प्राचीन भारत के महान वैज्ञानिक, ज्ञान विज्ञान प्रकाशन, नई दिल्ली, 1990.
5. B. V. Subbarayappa, *A Historical Perspective of Science in India*, Rupa Publications, New Delhi, 2013.
6. Thich Nhat Hanh, Nguyen Thi Hop, Mobi Ho, *Old Path White Clouds: Walking in the Footsteps of the Buddha*, Parallax Press, 1991.
7. Hermann Hesse, *Siddhartha*, Simon & Brown, 2017.
8. सवित्री चंद्र शोभा, हिन्दी भक्ति साहित्य में सामाजिक मूल्य एवं सहिष्णुतावाद, नेशनल बुक ट्रस्ट, इंडिया, 2007.
9. Rosalind O' Hanlon, *Caste Conflict and Ideology, Mahatma Jyotirao Phule and low caste protest in nineteenth century, Western India*, Cambridge University Press, 2009.
10. Melanie P. Kumar, *Savitribai Phule: Forgotten liberator*, Infochange, 2009.
11. Leah Verghese, Ranjna, and Medha Sundar, *Savitribai, Journey of a Trailblazer*, Azim Prem Ji University, 2014.

### **CO-PO Articulation Matrix Essence of Indian Traditional Knowledge (MC 104-T)**

List of Course Outcomes	PO1	PO2	PO3	PO4	PO5	PO6	PO7	PO8	PO9	PO10	PO11	PO12
CO1	-	1	-	-	-	-	-	-	-	-	-	1
CO2	-	2	1	-	-	3	-	-	-	-	-	1
CO3	-	3	3	2	-	3	-	-	-	-	-	3
CO4	-	2	3	3	-	3	1	-	-	-	-	3
CO5	-	3	3	3	-	3	-	-	-	-	-	3

Sa

Mit

## Human Values and Personality Development

### General Course Information

---

Course Code: HSMC201-T

Course Credit: Non- Credit

Type: Humanities and Social Sciences

Contact Hours: 03 hours/week

Mode: Lectures (L), Group Discussions, Workshops

Course Assessment Methods: Total Marks:100

(Internal evaluation only)

It is a non-credit qualifying course only. The assessment will be completely internal. The course coordinator will make two internal assessments out of 30 marks. The assessment for 70 marks will be made through interview/VIVA-VOCE mode by a committee of two faculty members including the course coordinator and a faculty member appointed by the Chairperson of the concern Department.

---

**Pre-requisites:** None

**About the Course:** This course is designed to develop a holistic perspective based on self-exploration and co-existence in society and nature. The focus is on to understand harmony and being in harmony with the society and the environment around us. The students will nurture a habit of self-reflection and courage to act. This course includes practice sessions to discuss natural acceptance in human being as the innate acceptance for living with responsibility (living in relationship, harmony and co-existence) rather than as arbitrariness in choice based on liking-disliking).

**Course Outcomes:** By the end of the course students will be able to:

- CO1: Exhibit awareness about oneself, one's surroundings and goals in one's life.
- CO2: Stay in harmony with society and nature.
- CO3: Developing healthy and harmonious relationships.
- CO4: Understand groups and develop team spirit.
- CO5: Manage stress effectively.
- CO6: Exhibit leadership qualities.
- CO7: Excel in personal and professional life.

### Course Content

#### Unit 1

Understanding the concept of self. Exploration of self with JOHARI-Window. Self-Esteem, Characteristics of individuals with low and high self-esteem. Self Confidence, strategies of building self-confidence.

Personality: Definition, Types& Traits; Relevance& Importance of nature and nurture in the development of personality.



## **Unit 2**

**Nature of Socialization: Socialization process, Contributing to society and nation.**

**Importance of discipline and hardwork, Ecological responsibility of Engineers.**

**Professional Ethics: Competence in Professional values and ethics.**

**Personal and Professional Excellence: Identifying long-term choices and goals.**

## **Unit 3**

**Meaning and nature of teams, External and internal factors affecting team building.**

**Leadership Meaning, Nature and Functions. leadership styles in organization.**

**Meaning and nature of stress, causes, effects and management.**

## **Unit 4**

**Meaning and importance of human rights, Human rights awareness.**

**Harmony in nature, understanding co-existence, harmony at all levels of existence.**

**Understanding the concept of happiness and well-being. Role and importance of positive emotions: Gratitude, hope and optimism.**

## **Text and Reference Books:**

1. Bates, A. P. and Julian, J.: Sociology - Understanding Social Behaviour.
2. Dressler, David and Cans, Donald: The Study of Human Interaction.
3. Pestonjee, D.M, Pareek, Udai, Agarwal Rita; **Studies in Stress And its Management**
4. **Organizational Behaviour, Davis, K.**
5. ~~Hoover, Judith D.~~ **Effective Small Group and Team Communication, 2002, Harcourt College Publishers**
6. Dick, McCann & Margerison, Charles: Team Management, 1992 Edition, viva books
7. Bates, A. P. and Julian, J.: Sociology - Understanding Social Behaviour
8. Dressler, David and Cans, Donald: The Study of Human Interaction
9. Pestonjee, D.M, Pareek, Udai, Agarwal Rita; **Studies in Stress And its Management**
10. Pestonjee, D.M.; **Stress and Coping: The Indian Experience**
11. Clegg, Brian; **Instant Stress Management – Bring calm to your life now.**

*M. J. J.*

*SA*

*M. J. J.*

**Detailed Syllabus**  
**of**  
**B. Tech (EE)**  
**5<sup>th</sup> Semester**

*Amil?*

*SD*

## ADVANCED POWER ELECTRONICS AND DRIVES

### General Course Information:

<p>Course Code: PCC-EE301-T                  Course Credits: 3.0                  Mode: Lecture: (L)                  Type: Program Core                  Teaching Schedule L T P: 3 0 0                  Examination Duration: 3 hours</p>	<p><b>Course Assessment Methods; Max. Marks: 100 (Internal: 30; External: 70)</b></p> <p>Three minor tests, each of 20 marks, will be conducted. The third minor will be conducted in open book mode by the Course Coordinator. No date sheet will be issued for the third minor at the level of the Departments. For the purpose of internal assessment, the average of the highest marks obtained by a student in any two minor examinations will be considered. All the minor examination question papers will be prepared and evaluated by following the Outcome Based Education framework. Class Performance will be measured through percentage of lectures attended (4 marks) Assignments (4 marks) and class performance (2 marks).</p> <p>The end semester examination will be of 70 marks. For the end semester examination, nine questions are to be set by the examiner. Question number one will be compulsory and based on the entire syllabus. It will contain seven short answers type questions. Rest of the eight questions is to be given by setting two questions from each of the four units of the syllabus. A candidate is required to attempt any other four questions selecting one from each of the four units. All questions carry equal marks.</p>
---	--

### Course outcomes:

Sr. No.	Course outcomes	RBT* Level
	At the end of the course students will be able to:	
CO1.	Indicate the fundamental of electronics devices and circuit	L1(Remembering)
CO2.	Derive the basic operation and compare performance of various power converters circuits	L2(Understanding)
CO3.	Demonstrate the power converter circuits design and learn to select suitable power electronic devices by assessing the requirements of application fields.	L3(Apply)
CO4.	Compare, formulate and analyze a power electronic circuit design and control drive performance.	L4(Analysis)
CO5.	Evaluate the critical areas in application levels and derive typical alternative solutions, select suitable power converters to control Electrical Motors and other industry grade apparatus.	L5( Evaluating)
CO6.	Create the model on the applications basis of the controller	L6(Creating)

\*Revised Bloom's Taxonomy Action verbs/Levels

### Course Content

#### UNIT- I

**DC to DC converter:** Classification of choppers, Principle of operation, output voltage control techniques, one, two, and four quadrant choppers, Step up chopper.

**Switching mode Regulators:** Buck, Boost, Buck-Boost, Cuk regulators, Current commutated, voltage commutated chopper and Load commutated chopper.

*SA*      *Mili*

## UNIT- II

**Electrical Drives:** Introduction, Torque Equation, Multi-quadrant Operation of Electrical Drives, Duty Cycles, Selection of Rating of Electrical Motor, Electrical Braking of Machines, Constant Torque and Constant Power Drives, Rotor Energy Loss of Cage Induction Motors: During Acceleration, Stop and Reversal of Speed, Time taken during acceleration

## UNIT- III

**Converter Fed DC Drives:** Single-phase half controlled and fully controlled converter fed dc motor drives, operation of dc drives with continuous armature current, voltage and current waveforms.

**Chopper fed DC Drives:** Principle of operation and control techniques, chopper circuit configurations used in dc drives: Type A, B, C, D and E; Motoring operation of chopper fed separately excited dc motor, steady state analysis of drive with time-ratio control.

## UNIT- IV

**DC Drives:** Introduction to electric drives: DC drives – converter and chopper fed dc drives.

**AC Drives:** Concept of Slip Power in Induction Motors, Static Kramer and Scherbius Drives, Static Rheostatic Control of Induction motors, Voltage and Frequency Controlled Induction Motor Drive.

### **REFERENCES:**

1. PS Bhimbra, "Power Electronics", Khanna Publishers, 2015.
2. G.K. Dubey, "Fundamental of electric drive", Narosa Publication.
3. Mohan N., Undeland T. M. and Robbins W. P., "Power Electronics Converters, Applications and Design", 3rd ED, Wiley India.
4. SK Pillai, "A First course on Electrical Drives" Wiley Eastern Ltd.
5. AK Gupta and LP Singh, Power Electronics, Dhanpat Rai Publishing Co.
6. V. Subrahmanyam, "Electric Drives: Concepts and Applications", Tata McGraw Hill Publishing Co. Ltd., 1994.
7. GK Dubey, "Power semiconductor Controlled Drives, "Prentice Hall, Englewood cliffs, New Jersey, 1989.
8. EL Sharkawi & A Mohamad, " Fundamental of Electric Drive", Vikas Publishing House

*Mil* *SA*

**Course Articulation Matrix:**

Course/Course Code: Advanced Power Electronics and Drives (PCC-EE301-T),													Semester: V		
	PO1	PO2	PO3	PO4	PO5	PO6	PO7	PO8	PO9	PO10	PO11	PO12	PSO1	PSO2	PSO3
CO1	2	-	-	-	-	-	-	-	-	-	-	1	1	-	-
CO2	1	-	-	-	-	-	-	-	-	-	-	1	1	1	-
CO3	2	1	1	-	-	-	-	-	-	-	-	-	1	1	-
CO4	3	2	2	-	-	-	-	-	-	-	-	-	2	1	-
CO5	2	2	3	-	-	-	-	-	-	-	-	-	3	1	-
CO6	2	3	-	-	-	-	-	-	-	-	-	1	1	-	-

**Correlation level:** 1- Slight /Low

2- Moderate/ Medium

3- Substantial/High

*SA**Mike*

## CONTROL SYSTEMS-I

### General Course Information:

<p>Course Code: PCC-EE303-T                  Course Credits: 4.0                  Mode: Lecture (L) and Tutorial (T)                  Type: Program Core                  Teaching Schedule L T P: 3 1 0                  Examination Duration: 3 hours</p>	<p><b>Course Assessment Methods; Max. Marks: 100 (Internal: 30; External: 70)</b></p> <p>Three minor tests, each of 20 marks, will be conducted. The third minor will be conducted in open book mode by the Course Coordinator. No date sheet will be issued for the third minor at the level of the Departments. For the purpose of internal assessment, the average of the highest marks obtained by a student in any two minor examinations will be considered. All the minor examination question papers will be prepared and evaluated by following the Outcome Based Education framework. Class Performance will be measured through percentage of lectures attended (4 marks) Assignments (4 marks) and class performance (2 marks).</p> <p>The end semester examination will be of 70 marks. For the end semester examination, nine questions are to be set by the examiner. Question number one will be compulsory and based on the entire syllabus. It will contain seven short answers type questions. Rest of the eight questions is to be given by setting two questions from each of the four units of the syllabus. A candidate is required to attempt any other four questions selecting one from each of the four units. All questions carry equal marks.</p>
---	--

### Prerequisites:

### Course Outcomes

Sr. No.	Course outcomes	RBT* Level
	At the end of the course students will be able to:	
CO1.	Memorize the basics of electric circuits and signal flow.	<b>L1(Remembering)</b>
CO2.	Describe the performance of different types of control systems and explain the stability by different methods on the basis of their transfer function.	<b>L2(Understanding)</b>
CO3.	Solve the problems related with different control system design and can illustrate briefly.	<b>L3(Apply)</b>
CO4.	Compare the performance characteristics of different control systems and examine the behavior of system.	<b>H1(Analysis)</b>
CO5.	Judge the control strategy on the basis of their performance.	<b>H2 (Evaluating)</b>
CO6.	Develop new controller and compensator on the basis of outcomes and requirement of system.	<b>H3 (Creating)</b>

\*Revised Bloom's Taxonomy Action verbs/Level

### Course Content

#### UNIT-I

#### Introduction to Control System

**Introduction to Control Systems:** Open & Closed loop, Control System classification, Transfer function analysis, concept of poles and zeros, Mathematical modelling of electrical and mechanical systems, hydraulic, pneumatic systems.

**Description of Control System Components:** Error detectors, gears, gyroscope, DC motors, servomotors, techo-generators, servo amplifiers, synchros; block diagram and reduction techniques, signal flow graphs, mason's gain formulae, performance of feedback Systems.

*Unit*

*SA*

## UNIT-II

### **Time Response Analysis (Transient, Steady State and Stability Analysis)**

**Transient Response Analysis:** Standard test signals, time response of first order systems, characteristic equation of feedback control systems, transient response of second order systems, time domain specifications, steady state response, steady state errors and error constants, Proportional, Integral, Derivative systems.

**Root Locus Analysis:** Development of root loci, root motions under close-looping, effects of pole/zero on loci, Case study- Speed Control of DC Motor using PID.

## UNIT-III

### **Frequency Response Analysis**

**Stability Analysis:** Stability, Routh-Hurwitz stability criterion, relative stability and frequency-domain specifications analysis using Bode plots, Gain margin and phase margin, Nyquist plot (Polar Plot), Use of Nyquist stability criterion for stability analysis, Case study- DC Motor Control.

## UNIT-IV

### **Classical Control Design Techniques**

**Compensator Design:** Feedback compensation –Lead, Lag compensation, Compensator design using Root locus, Compensator design using Bode Plot

**Controller Design:** Specifications of time-domain and frequency domain and interrelation between them, design of P, PD, PI, PID error control strategies, impact on transient response and steady-state response.

### **REFERENCES:**

1. N.S. Nise, "Control System Engineering", 7<sup>th</sup> Edition, 2015, Wiley Publications.
2. K. Ogata, "Modern control engineering", 5<sup>th</sup> Edition, 2010, Prentice Hall.
3. F. Golnaraghi, and B.C Kuo, "Automatic control systems" 9<sup>th</sup> Edition, 2008, Prentice Hall.
4. I.J. Nagrath and M.Gopal, "Control Systems Engineering", 5<sup>th</sup> Edition, 2009, New Age Publishers.
5. D' Azzo and Houpis, "Linear Control Systems Analysis and Design", 5<sup>th</sup> Edition, 2003, McGraw Hill.
6. R.C. Dorf, and R.H. Bishop, "Modern Control systems", 12<sup>th</sup> Edition, 2011, Addison-Wesley.
7. S. Hasan Saeed, "Automatic Control System", Katson Publications, 2008.
8. B. S. Manke, "Linear Control Systems with MatLab Applications", Khanna Publications.

*mili*

*SA*

**Course Articulation Matrix:**

Course/Course Code: Control Systems-I (PCC-EE303-T)													Semester:		
V															
	PO1	PO2	PO3	PO4	PO5	PO6	PO7	PO8	PO9	PO10	PO11	PO12	PSO1	PSO2	PSO3
CO1	2	2	1	-	-	-	-	-	-	-	-	1	1	2	2
CO2	3	1	1	-	-	-	-	-	-	-	-	1	1	1	1
CO3	3	3	3	3	-	1	-	-	-	-	-	1	2	1	1
CO4	2	2	2	-	-	-	-	-	-	-	-	1	1	1	1
CO5	3	2	2	1	-	-	-	-	-	-	-	1	2	1	1
CO6	3	2	3	3	-	-	-	-	-	-	-	1	1	2	1

**Correlation level:**      1- Slight /Low                  2- Moderate/ Medium                  3- Substantial/High

*Mili*      *SA*



## MICROPROCESSORS AND MICROCONTROLLERS

### General Course Information:

<p>Course Code: PCC-EE305-T</p> <p>Course Credits: 3.0</p> <p>Mode: Lecture (L)</p> <p>Type: Program Core</p> <p>Teaching Schedule L T P: 3 0 0</p> <p>Examination Duration: 3 hours</p>	<p><b>Course Assessment Methods; Max. Marks: 100 (Internal: 30; External: 70)</b></p> <p>Three minor tests, each of 20 marks, will be conducted. The third minor will be conducted in open book mode by the Course Coordinator. No date sheet will be issued for the third minor at the level of the Departments. For the purpose of internal assessment, the average of the highest marks obtained by a student in any two minor examinations will be considered. All the minor examination question papers will be prepared and evaluated by following the Outcome Based Education framework. Class Performance will be measured through percentage of lectures attended (4 marks) Assignments (4 marks) and class performance (2 marks).</p> <p>The end semester examination will be of 70 marks. For the end semester examination, nine questions are to be set by the examiner. Question number one will be compulsory and based on the entire syllabus. It will contain seven short answers type questions. Rest of the eight questions is to be given by setting two questions from each of the four units of the syllabus. A candidate is required to attempt any other four questions selecting one from each of the four units. All questions carry equal marks.</p>
--	--

### Course outcomes:

Sr. No.	Course Outcomes	RBT* Level
	At the end of the semester, students will be able:	
CO 1	Describe the evolution of processor architectures.	L1
CO 2	Explain the concepts of 8085 and 8086 microprocessor with their programming.	L2
CO 3	Write simple programs in assembly language of 8085 and 8086 microprocessor	L3
CO 4	Appraise Microprocessors and Microcontrollers for different interfacing applications for various application	L5
CO 5	Develop the microprocessor and Microcontroller based Embedded System.	L6

\*Revised Bloom's Taxonomy Action verbs/Levels

### Course Content

#### UNIT- I

**Introduction:** Introduction to Microprocessor & Microcontrollers Architectures: Harvard vs. Von Neumann, CISC vs. RISC, Brief history of microprocessors and microcontrollers.

8085 microprocessor architecture, Timing and control unit, Machine cycles, Interrupt diagram. Programming, Addressing modes, Instruction set, Assembly language programming, program for multibyte addition/subtraction, multiplication, division, block transfer, Interrupts in 8085.

#### UNIT- II

**Microprocessor 8086:** Block diagram of 8086, details of sub-blocks such as EU, BIU; memory segmentation and physical address computations, program relocation, addressing modes, instruction formats, pin diagram, Instruction execution timing, assembler instruction format, data transfer instructions, arithmetic instructions, branch instructions, looping instructions, NOP and HLT instructions, flag manipulation instructions, logical instructions, shift and rotate instructions, directives and operators, programming examples.

*Miki*      *HA*

### UNIT- III

**Interfacing Device:** Basic principles of interfacing memory and I /O devices, Data transfer techniques

DMA: Introduction to DMA process, 8237 DMA controller, 8255 PPI chip: Architecture, control words, modes and examples, Interrupt and Timer: 8259 Programmable interrupt controller, Programmable interval timer chips, Interfacing of D/A and A/D converter.

### UNIT- IV

**Microcontroller 8051:** Introduction to 8051 Microcontroller: 8051 architecture and pin diagram, Registers, Timers, Counters, Flags, Special Function Registers, Addressing Modes, Data types, instructions and programming, Single-bit operations, Timer and Counter programming, Interrupts programming, Serial communication, Memory accessing and their simple programming applications.

#### **REFERENCES:**

1. Microprocessor Architecture, Programming & Applications with 8085: Ramesh S Gaonkar; Wiley Eastern Ltd.
2. The Intel Microprocessors 8086- Pentium processor: Brey, PHI.
3. Microprocessors and interfacing: Hall; TMH
4. The 8088 & 8086 Microprocessors-Programming, interfacing, Hardware& Applications: Triebel& Singh: PHI
5. Microcomputer systems: the 8086/8088 Family: architecture, Programming &Design: Yu-Chang Liu & Glenn A Gibson; PHI.
6. Advanced Microprocessors and Interfacing :Badri Ram; TMH
7. Ayala, K.J., The 8051 Microcontroller Architecture. Programming and applications. Penram International Publishing (India) Pvt. Ltd. (2007).
8. Mazidi, M.A., The 8051 Microcontroller and Embedded System, Pearson Education (2008).

*Mit*

*SA*

**Course Articulation Matrix:**

Course/Course Code: Microprocessors and microcontrollers( PCC-EE305-T ),													Semester: V		
	PO1	PO2	PO3	PO4	PO5	PO6	PO7	PO8	PO9	PO10	PO11	PO12	PSO1	PSO2	PSO3
CO1	1	-	-	-	-	-	-	-	-	-	-	1	2	-	-
CO2	2	1	-	-	-	-	-	-	-	-	-	1	2	-	-
CO3	2	3	-	-	3	-	-	-	-	-	-	1	-	3	1
CO4	2	-	3	-	2	-	-	-	-	-	-	1	-	1	1
CO5	2	-	2	1	2	-	-	-	-	-	-	1	1	1	1

**Correlation level:**    1- Slight /Low                      2- Moderate/ Medium                      3- Substantial/High

*Mil?*      *SA*

## ELECTRICAL ENGINEERING MATERIALS

### General Course Information:

<p>Course Code: ESC-EE307-T                  Course Credits: 3.0                  Mode: Lecture (L)                  Type: Engineering Sciences                  Teaching Schedule L T P: 3 0 0                  Examination Duration: 3 hours</p>	<p><b>Course Assessment Methods; Max. Marks: 100 (Internal: 30; External: 70)</b>                  Three minor tests, each of 20 marks, will be conducted. The third minor will be conducted in open book mode by the Course Coordinator. No date sheet will be issued for the third minor at the level of the Departments. For the purpose of internal assessment, the average of the highest marks obtained by a student in any two minor examinations will be considered. All the minor examination question papers will be prepared and evaluated by following the Outcome Based Education framework. Class Performance will be measured through percentage of lectures attended (4 marks) Assignments (4 marks) and class performance (2 marks).</p> <p>The end semester examination will be of 70 marks. For the end semester examination, nine questions are to be set by the examiner. Question number one will be compulsory and based on the entire syllabus. It will contain seven short answers type questions. Rest of the eight questions is to be given by setting two questions from each of the four units of the syllabus. A candidate is required to attempt any other four questions selecting one from each of the four units. All questions carry equal marks.</p>
--	--

### Course outcomes:

Sr. No.	Course outcomes	RBT* Level
	At the end of the course students will be able to:	
CO1.	Recall the knowledge about the electrical materials.	L1(Remembering)
CO2.	Compare different type of electrical materials.	L2(Understanding)
CO3.	Use different type of conducting material's for power generation.	L3(Apply)
CO4.	Compare the different type of electrical components and materials.	L4(Analysis)
CO5.	Appraise the use of electrical materials in the field of power generation.	L5(Evaluating)
CO6.	Formulate a good materials to remove the limitation related to the power generation.	L6(Creating)

\*Revised Bloom's Taxonomy Action verbs/Levels

### Course Content

#### UNIT- I

**Dielectrics:** Definitions. Multipole development, Electrical dipole, General properties of dielectrics, Fundamental equation of dielectrics, Dielectric sphere, Energy and forces acting on the dielectrics. Polarization mechanisms in dielectrics: induced, orientation, electronic, ionic, and interfacial and lattice polarizations; combined mechanisms, Dielectric losses.

#### UNIT-II

**Magnetic materials** Classification of material-dia, para, and Ferro-magnetic materials and applications

*Milind SA*

**Magnetic Properties of materials:** Magnetic dipole moment of current loop. Magnetization from a macroscopic viewpoint. Orbital magnetic dipole moment and angular momentum of two simple atomic models. Lenz's law and induced dipole moments. Classification of magnetic materials.

### UNIT-III

**Conducting materials:** Types of Conducting Materials, Low Resistivity Materials, and High Resistivity Materials Contact Materials, Fusible (or Fuse) Materials, Filament Materials, Carbon as Filamentary and Brush Material.

**Conductors, Cables, and Wires:** Types and Materials, Solder Materials for Joining Wires and Joints in Power Apparatuses, Sheathing Materials, Sealing Materials

### UNIT-IV

**Insulating materials:** Gaseous materials-Oxide gases, electronegative gases, hydrocarbon gases; Liquid materials-mineral oils, silicon liquids, hydrocarbon liquids; Solid materials-Paper and boards, Resins (Polymers), Rubbers-natural and synthetic, glass, ceramics, asbestos.

### **REFERENCES:**

1. S.P. Seth, P.V. Gupta, "A course in Electrical Engineering Materials", Dhanpat Rai & Sons
2. A.J. Dekker, "Electrical Engineering Materials", PHI.
3. Ian P. Jones, "Materials Science for Electrical & Electronics Engineers", Oxford
4. L. Solymar & D. Walsh, "Electrical Properties of Materials", Oxford
5. J.K. Shackelford & M.K. Muralidhara, Introduction to material science for engineers, Pearson Education
6. TTTI Madras, "Electrical Engineering Materials", McGraw Hill Education, 2004.
7. Adrianus J. Dekker, "Electrical Engineering Materials", PHI Publication, 2006.
8. K.M.Gupta & Nishu Gupta, "Advanced Electrical and Electronics Materials" Online ISBN:9781118998564

*Mili*  
*SA*

**Course Articulation Matrix:**

Course/Course Code: Electrical Engineering Materials(ESC-EE307-T),													Semester: V		
	PO1	PO2	PO3	PO4	PO5	PO6	PO7	PO8	PO9	PO10	PO11	PO12	PSO1	PSO2	PSO3
CO1	3	-	-	-	-	2	1	-	-	-	-	1	-	1	-
CO2	2	-	-	-	-	3	2	-	-	-	-	1	1	1	-
CO3	2	-	-	-	-	1	1	-	-	-	-	1	-	1	-
CO4	2	-	-	-	-	3	2	-	-	-	-	1	1	1	-
CO5	1	-	-	-	-	3	2	-	-	-	-	1	-	1	1
CO6	3	-	-	-	-	3	2	-	-	-	-	-	-	1	1

**Correlation level:**    1- Slight /Low                    2-Moderate/ Medium                    3-Substantial/High

*SJ*      *Mil*

## ADVANCED POWER ELECTRONICS & DRIVES LABORATORY

### General Course Information:

Course Code: PCC-EE301-P Course Credits: 1 Mode: Practical Type: Program Core Contact Hours: 2 hours per week. Examination Duration: 03 hours.	<b>Course Assessment Methods (Internal: 50; External: 50)</b> Internal continuous assessment of 50 marks by course coordinator as per the course assessment method (Annexure I).  For the end semester practical examination the assessment will be done out of 50 marks by the external and internal examiners as per the course assessment method (Annexure I).
---	---

### Course Outcomes:

Sr. No.	Course outcomes	RBT <sup>+</sup> Level
	At the end of the course students will be able to:	
CO1.	<b>Experimental</b> work and acquire technical knowledge to solve out the problems of various power converters (Chopper) and their use in electric drives control methods.	<b>HOTS L4</b> ( Analyzing)
CO2.	<b>Interpret</b> the performance characteristics of the DC-DC converter in the field of electrical drive.	<b>LOTS L3</b> (Applying)
CO3.	<b>Calculate</b> the suitability of power converter applications and compare the experimental observations in comparison to theory.	<b>HOTS L5</b> ( Evaluating)
CO4.	<b>Appraise</b> single phase and three phase converters for electric drive applications in industries.	<b>HOTS L5</b> ( Evaluating)
CO5.	<b>Organize</b> reports based on experiments performed with effective demonstration and analysis of results.	<b>HOTS L4</b> ( Analyzing)
CO6.	<b>Inculcate</b> ethical practices while performing experiments individually and in groups.	<b>LOTS L3</b> (Applying)

\*Revised Bloom's Taxonomy Action verbs/Level

### LIST OF EXPERIMENTS:

1. To perform electrical braking on a DC shunt motor and discuss the results of various types of electrical braking.
2. To perform speed control on a DC motor using single-phase half and fully controlled bridge converter.
3. To study the variable frequency control of three phase induction motor and plot variation of speed and input power with frequency for constant voltage and constant (voltage/frequency) modes.
4. To perform speed control operation on single phase induction motor using Triac.
5. To study the thyristor controlled D.C drive.
6. To study the performance of chopper fed DC motor drives.
7. To perform speed control operation on single-phase induction motor using a single phase AC voltage regulator.
8. To perform speed control on a DC motor using three-phase half controlled bridge converters.
9. To perform speed control on a DC motor using a single-phase dual converter.
10. To perform speed control on a DC motor using three-phase fully controlled bridge converters.
11. To study and perform electrical braking of a three phase induction motor.
12. To perform speed control of a separately excited dc motor using chopper.
13. To study the performance of a VSI fed induction motor drive.
14. To study the performance of a CSI fed induction motor drive.
15. To study a permanent magnet synchronous motor drive fed by a PWM inverter.
16. To study regenerative/ dynamic braking operation for AC motor study using software.
17. To study PC/PLC based AC/DC motor control operation.

**NOTE:** At least eight experiments are to be performed in the semester, out of which at-least six experiments should be performed from the above list. Remaining experiments may either be performed from the above list or designed & set by the concerned course coordinator as per the scope of the syllabus.

*Mili*      *SA*

### CO-PO Articulation Matrix

Course/Course Code: Advanced Power Electronics & Drives Laboratory (PCC-EE301-P), Semester V															
List of Course Outcomes	PO1	PO2	PO3	PO4	PO5	PO6	PO7	PO8	PO9	PO10	PO11	PO12	PSO1	PSO2	PSO3
CO1. <b>Experimental</b> work and acquire technical knowledge to solve out the problems of various power converters (Chopper) and their use in electric drives control methods. <b>(HOTS L4: Analyzing)</b>	3	2	-	3	-	-	-	-	3	-	-	2	2	2	-
CO2. <b>Interpret</b> the performance characteristics of the DC-DC converter in the field of electrical drive. <b>(LOTS L3:Applying)</b>	3	2	2	2	-	-	-	-	-	-	-	2	2	-	-
CO3. <b>Calculate</b> the suitability of power converter applications and compare the experimental observations in comparison to theory. <b>(HOTS L5: Evaluating)</b>	3	2	1	-	-	2	-	-	-	-	-	1	2	1	-
CO4. <b>Appraise</b> single phase and three phase converters for electric drive applications in industries. <b>(HOTS L5: Evaluating)</b>	2	3	2	2	-	-	-	-	-	-	-	2	3	2	-
CO5. <b>Organize</b> the basic requirements reports based on experiments for the controlling of electric drive. <b>(HOTS L4: Analyzing)</b>	2	1	1	-	-	-	-	-	-	3	-	-	-	-	2
CO6. <b>Inculcate</b> ethical practices while performing experiments individually and in groups. <b>(LOTS L3:Applying)</b>	-	-	-	-	-	-	-	3	3	-	-	-	-	-	2
Level of Attainments:															

Correlation level: 1- slight /Low

2- Moderate/ Medium

3- Substantial/High

*Phil*

*[Signature]*



## CONTROL SYSTEMS-I LABORATORY

### General Course Information:

Course Code: PCC-EE303-P Course Credits: 1.0 Mode: Practical Type: Program Core Contact Hours: 2 hours per week. Examination Duration: 03 hours.	<b>Course Assessment Methods (Internal: 50; External: 50)</b> Internal continuous assessment of 50 marks by course coordinator as per the course assessment method (Annexure I).  For the end semester practical examination, the assessment will be done out of 50 marks by the external and internal examiners as per the course assessment method (Annexure I).
---	--

### Course Outcomes:

Sr. No.	Course outcomes At the end of the course students will be able to:	RBT• Level
CO1.	<b>Perform</b> experiments to examine the performance of control system models with their transfer function.	<b>HOTS L4</b> (Analyzing)
CO2.	<b>Examine</b> the behaviours and performance characteristics of control system models at different parameters practically and simulation with MATLAB.	<b>HOTS L4</b> (Analyzing)
CO3.	<b>Determine</b> the frequency response, transfer function and the Operational Characteristics of the various devices used in control applications.	<b>HOTS L2</b> (Evaluating)
CO4.	<b>Design</b> models for various engineering applications to achieve the desired efficiency of the system.	<b>HOTS L6</b> (Creating)
CO5.	<b>Organize</b> reports based on experiments performed with effective demonstration and analysis of results.	<b>HOTS L4</b> (Analyzing)
CO6.	<b>Inculcate</b> ethical practices while performing experiments individually and in groups.	<b>LOTS Level 3</b> (Applying)

\*Revised Bloom's Taxonomy Action verbs/Level

### LIST OF EXPERIMENTS:

1. To perform the time domain analysis of a first and second order system when subjected to unit step input.
2. To analyze the Error Detector Characteristics and Control Applications of the following:  
(i) LVDT, (ii) Potentiometer
3. To study the characteristics (using DIGIAC 1750) of (i) Voltage to Current Converter, (ii) Current to Voltage Converter, (iii) Voltage to Frequency Converter, (iv) Frequency to Voltage Converter.
4. To obtain the Frequency Response Characteristics and Design of Compensator for a given system.
5. To plot torque speed characteristics of the DC Servo Motor.
6. To obtain the Position Control performance of DC Servo Motor.
7. To study the performance of P, PI, PID/Relay controller's used to control the temperature of an oven.
8. To obtain the Operational Characteristics for the Control Application of the following devices.  
(i) Stepper Motor, (ii) Temperature Detectors (Thermistor, Thermocouple etc.)
9. To find the performance of open loop and closed loop system using MATLAB.
10. To plot the torque speed characteristics of AC Servo Motor.
11. To analyze frequency response of a system by plotting Root locus and Bode plot using MATLAB software.

**NOTE:** At least eight experiments are to be performed in the semester, out of which at-least six experiments should be performed from the above list. Remaining experiments may either be performed from the above list or designed & set by the concerned course coordinator as per the scope of the syllabus.




**CO-PO Articulation Matrix**

Course/Course Code: Control Systems- I Laboratory (PCC-EE303-P), Semester: V															
List of Course Outcomes	PO1	PO2	PO3	PO4	PO5	PO6	PO7	PO8	PO9	PO10	PO11	PO12	PSO1	PSO2	PSO3
CO1. Perform experiments to examine the performance of control system models with their transfer function. (HOTS L4: Analyzing)	3	3	-	-	-	-	-	-	3	-	-	2	3	-	-
CO2. Examine the behaviors and performance characteristics of control system model at different parameters practically and simulation with MATLAB. (HOTS L4: Analyzing)	3	2	-	2	-	-	-	-	-	-	-	1	3	-	-
CO3. Determine the frequency response, transfer function and the Operational Characteristics of the various devices used in control applications. (HOTS L2: Evaluating)	3	2	-	2	-	-	-	-	-	-	-	1	3	-	-
CO4. Design models for various engineering applications to achieve the desired efficiency of system. (HOTS L6: Creating)	3	2	3	-	-	-	-	-	3	-	-	-	3	2	-
CO5. Organize reports based on experiments performed with effective demonstration and analysis of results. (HOTS L4: Analyzing)	-	-	-	-	-	-	-	-	-	3	-	-	-	-	-
CO6. Inculcate ethical practices while performing experiments individually and in groups. (LOTS L3: Applying)	-	-	-	-	-	-	-	3	3	-	-	-	-	-	1
Level of Attainments:															

**Correlation level:** 1- slight /Low      2- Moderate/ Medium      3- Substantial/High

## MICROPROCESSORS AND MICROCONTROLLERS LABORATORY

### General Course Information:

Course Code: PCC-EE305-P Course Credits: 1 Mode: Practical Type: Program Core Contact Hours: 2 hours per week. Examination Duration: 03 hours.	<b>Course Assessment Methods (Internal: 50; External: 50)</b> Internal continuous assessment of 50 marks based on class performance and attendance in practical classes (Annexure I).  For the end semester practical examination, the assessment will be done out of 50 marks by the external and internal examiners (Annexure I).
---	--

### Course Outcomes:

Sr. No.	Course outcomes	RBT <sup>+</sup> Level
	At the end of the course students will be able to:	
CO1.	<b>Perform</b> experiment to examine the application of 8085 and 8086 microprocessor with their programming.	<b>HOTS L4 (Analyzing)</b>
CO2.	<b>Evaluate</b> Microprocessors and Microcontrollers for different interfacing applications.	<b>HOTS L4 (Analyzing)</b>
CO3.	<b>Compare</b> the performance of Microprocessors and Microcontrollers for implementation in different electrical system.	<b>HOTS L5 (Evaluating)</b>
CO4.	<b>Design</b> the microprocessor and Microcontroller based Embedded System.	<b>HOTS L6 (Creating)</b>
CO5.	<b>Organize</b> and illustrate reports based on experiments performed with effective demonstration and analysis of results.	<b>HOTS L4 (Analyzing)</b>
CO6.	<b>Inculcate</b> ethical practices while performing experiments individually and in groups.	<b>(LOTSL3 Applying)</b>

\*Revised Bloom's Taxonomy Action verbs/Level

### LIST OF EXPERIMENTS:



1. Write and implement on 8085 kit, the program of multiplication of two 8 bit numbers.
  - (a) Using bit wise multiplication method.
  - (b) Using repetitive addition method.
2. To interface stepper motor and run clockwise and anti-clockwise at various speeds using 8085 $\mu$ P.
3. To generate square wave, saw tooth wave, triangular wave of 1 kHz frequency and 50% duty cycle using 8085  $\mu$ P kit.
4. Write and implement 8085  $\mu$ P Programme for
  - (a) Factorial of a given number
  - (b) Finding number of 1's in a given data stored in 2050H.
5. To interface induction motor with 8085  $\mu$ P kit for speed control.
6. To generate a square wave of 1 kHz frequency using
  - (a) 8085-8253 interface
  - (b) Timer of 8051
7. To study up/down 4- digit counter in decimal mode.
8. To display your name on the LCD display of kit and operate the buzzer on/off at various duty cycle using 8051 microcontroller.
9. To operate stepper motor in clockwise and anti-clockwise direction at various speeds using 8051 microcontroller.
10. To interface an A/D converter with 8085 microprocessor and store ten conversions in memory.

**NOTE:** At least eight experiments are to be performed in the semester, out of which at-least six experiments should be performed from above list. Remaining experiments may either be performed from the above list or designed & set by the concerned institution as per the scope of the syllabus.

*Mili* 

### CO-PO Articulation Matrix

Course/Course Code: Microprocessors and Microcontrollers Laboratory (PCC-EE305-P), Semester: V															
List of Course Outcomes	PO1	PO2	PO3	PO4	PO5	PO6	PO7	PO8	PO9	PO10	PO11	PO12	PSO1	PSO2	PSO3
CO1. Perform experiments to examine the applications of 8085 and 8086 microprocessor with their programming. <b>(HOTS L4: Analyzing)</b>	2	-	2	-	-	-	-	-	3	-	-	2	1	1	-
CO2. Evaluate Microprocessors and Microcontrollers for different interfacing applications. <b>(HOTS L5: Evaluating)</b>	2	-	2	-	-	-	-	-	-	-	-	1	2	-	-
CO3. Compare the performance of Microprocessors and Microcontrollers for implementation in different electrical system. <b>(HOTS L5: Evaluating)</b>	2	-	2	-	-	-	-	-	-	-	-	1	2	1	-
CO4. Design the microprocessor and Microcontroller based Embedded System. <b>(HOTS L6: Creating)</b>	2	-	1	1	-	-	-	-	-	-	-	1	2	2	-
CO5. Organize and illustrate reports based on experiments performed with effective demonstration and analysis of results. <b>(HOTS L4: Analyzing)</b>	-	-	-	-	-	-	-	-	-	3	-	-	-	-	-
CO6. Inculcate ethical practices while performing experiments individually and in groups. <b>(LOTS L3: Applying)</b>	-	-	-	-	-	-	-	3	3	-	-	-	-	-	1
Level of Attainments:															
<b>Correlation level:</b>	1- slight /Low			2- Moderate/ Medium				3- Substantial/High							

# FUNDAMENTALS OF MANAGEMENT FOR ENGINEERS

Group A (ECE, EE, EEE, PT, PKG, P&P, ME, Agri, Aero, Auto) : 5<sup>th</sup> Semester

Group B (CSE, IT, BME, FT, Civil) : 6<sup>th</sup> Semester

General Course Information	
Course Code: HSMC302-T	<b>Course Assessment Methods; Max. Marks: 100 (Internal: 30; External: 70)</b> Two minor tests each of 20 marks, Class Performance measured through percentage of lectures attended (4 marks) Assignments (4 marks) and class performance (2 marks), and end semester examination of 70 marks.  For the end semester examination, nine questions are to be set by the examiner. Question number one will be compulsory and based on the entire syllabus. It will contain seven short answers type questions. Rest of the eight questions is to be given by setting two questions from each of the four units of the syllabus. A candidate is required to attempt any other four questions selecting one from each of the remaining four units. All questions carry equal marks.
Course Credit: 2	
Contact Hours: 2/week, (L-T-P:2-0-0)	
Mode: Lectures	
Examination Duration: 3 Hours	

**Course Outcomes: By the end of the course students will be able to:**

- CO1. Define fundamental concepts of management (**LOTS: Level 1: Remember**)
- CO2. Explain the basic principles of management related to planning and decision making, HRM and motivation, and leadership. (**LOTS: Level 2: Understand**)
- CO3. Apply the managerial skills to solve real world management problems. (**LOTS: Level 3: Apply**)
- CO4. Identify leadership roles in various scenarios. (**HOTS: Level 4: Analyse**)
- CO5. Evaluate a business model based on principles of management. (**HOTS: Level 5: Evaluate**)
- CO6. Prepare a plan for a start up in IT sector. (**HOTS: Level 6: Create**)

## Course Content

### UNIT-I

Management Definition: Scope and process of management, Managerial Roles, Levels of Management, Managerial Skills, Challenges of Management, Evolution of Management, Scientific and Administrative Management, The Behavioural approach, The Quantitative approach, The Systems Approach, Contingency Approach, IT Approach.

### UNIT-II

**Planning and Decision Making:** General Framework for Planning, Planning Process, Types of plans, Management by objectives, Development of business strategy.

*SA*      *mit*      *YH*      *JS*

**Decision making and Problem Solving:** Programmed and Non-Programmed Decisions, Steps in Problem Solving and Decision Making, Bounded Rationality and Influences on Decision Making, Group Problem Solving and Decision Making, Creativity and Innovation in Managerial Work.

#### UNIT-III

**OrganizationHRM and Controls:** Organizational Design & Organizational Structures, Delegation, Empowerment, Centralization, Decentralization, Organizational culture, Organizational climate and Organizational change, Talent management, Talent management Models and strategic human Resource planning; Recruitment and selection; Training and development, Performance Appraisal. Types of controls and controlling Techniques.

#### UNIT-IV

**Leading and Motivation:** Leadership, Power and authority, Leadership styles; Behavioural leadership, Situational leadership, Leadership skills, Leader as mentor and coach, Leadership during adversity and crisis; Handling employee and customer complaints, Team leadership. Motivation: Types of motivation, Relationship between motivation, performance and engagement, Content motivational theories.

#### Text and Reference Books:

1. Robert N Lussier, *Management Fundamentals*, 5<sup>th</sup> edition, Cengage Learning, 2013.
2. Stephen P. Robbins, *Fundamentals of Management*, Pearson Education, 2009.
3. WehrichKoontz, *Essentials of Management*, fifth edition, Tata Mc Graw Hill, 1990.
4. DubrinAndrew, *Management Essentials*, 9<sup>th</sup> edition, Cengage Learning, 2012.

47

47

47

Mishra

**CO-PO Articulation Matrix Fundamentals of Management for Engineers Course (HSMC302-T)**

List of Course Outcomes	PO1	PO2	PO3	PO4	PO5	PO6	PO7	PO8	PO9	PO10	PO11	PO12	PO13	PO14	PSO15
CO1. Define fundamental concepts of management (LOTS: Level 1: Remember)	1	-	-	-	-	-	-	-	-	-	-	-	-	-	-
CO2. Explain the basic principles of management related to planning and decision making, HRM and motivation, and leadership. (LOTS: Level 2: Understand)	1	-	-	-	-	-	-	-	-	-	-	-	-	-	-
CO3. Apply the managerial skills to solve real-world management problems. (LOTS: Level 3: Apply)	2	-	1	-	-	-	-	-	-	-	-	-	-	-	-
CO4. Identify leadership roles in various scenarios. (HOTS: Level 4: Analyse).	-	-	-	-	-	-	-	3	3	-	-	-	-	-	-
CO5. Evaluate business model based on principles of management.	2	3	2	-	-	-	-	-	-	-	-	2	-	-	-
CO6. Prepare a plan for start-up in IT sector	3	3	3	2	-	3	-	-	-	3	3	-	-	-	-

*M. S. S.*

*A. S.*

## PRACTICAL TRAINING-I PRESENTATION

<b>Course Code: INT-EE309-P</b> <b>Course Credits : 1</b> <b>Type: Program Core</b> <b>Mode: Practical</b> <b>Contact Hours: 2/week</b>	<b>Course Assessment Method: (Internal:100)</b> Assessment of Practical Training-I will be based on presentation/seminar, viva-voce, report and certificate for the practical training taken at the end of 4 <sup>th</sup> semester.
---	---

### Course Outcomes:

Sr. No.	Course Outcomes At the end of the semester, students will be able to:	RBT Level
CO 1	Outline technical documents and give oral presentations related to the work completed.	L1
CO 2	Prepared to engage in independent and lifelong learning in the industry.	L2
CO 3	Acquire and apply fundamental principles of engineering for working in and actual working environment.	L3
CO 4	Analyze practical application of the subjects taught during the program.	L4
CO 5	Develop, social, cultural, global and environmental responsibilities as an engineer.	L5
CO6	Design and implement solution methodologies with technical & managerial skills for solving engineering problems.	L6

*SA*  
*Mihir*



**Course Articulation Matrix:**

Course/Course Code: Practical Training-I Presentation (INT-EE309-P),													Semester: V		
	PO1	PO2	PO3	PO4	PO5	PO6	PO7	PO8	PO9	PO10	PO11	PO12	PSO1	PSO2	PSO3
<b>CO1</b>	3	3	2	2	2	3	1	2	2	2	3	3	3	2	2
<b>CO2</b>	3	3	2	2	2	3	2	-	3	3	3	3	3	3	3
<b>CO3</b>	3	3	2	2	3	3	2	-	2	2	3	3	3	2	2
<b>CO4</b>	3	3	3	3	3	3	1	2	3	2	3	3	3	3	3
<b>CO5</b>	3	3	3	3	3	3	1	2	2	2	3	3	3	2	3
<b>CO6</b>	3	3	3	3	2	3	2	2	2	3	3	3	3	2	2

**Correlation level:** 1- slight /Low      2- Moderate/ Medium      3- Substantial/High

*SA*  
*Mit*

**Detailed Syllabus**  
**of**  
**B. Tech (EE)**  
**6<sup>th</sup> Semester**

*Mili SA*

## POWER SYSTEMS - II

### General Course Information:

<p>Course Code: <b>PCC-EE302-T</b></p> <p>Course Credits: 4.0</p> <p>Mode: Lecture (L) and Tutorial (T)</p> <p>Type: Program Core</p> <p>Teaching Schedule L T P: 3 1 0</p> <p>Examination Duration: 3 hours</p>	<p><b>Course Assessment Methods; Max. Marks: 100 (Internal: 30; External: 70)</b></p> <p>Three minor tests, each of 20 marks, will be conducted. The third minor will be conducted in open book mode by the Course Coordinator. No date sheet will be issued for the third minor at the level of the Departments. For the purpose of internal assessment, the average of the highest marks obtained by a student in any two minor examinations will be considered. All the minor examination question papers will be prepared and evaluated by following the Outcome Based Education framework. Class Performance will be measured through percentage of lectures attended (4 marks) Assignments (4 marks) and class performance (2 marks).</p> <p>The end semester examination will be of 70 marks. For the end semester examination, nine questions are to be set by the examiner. Question number one will be compulsory and based on the entire syllabus. It will contain seven short answers type questions. Rest of the eight questions is to be given by setting two questions from each of the four units of the syllabus. A candidate is required to attempt any other four questions selecting one from each of the four units. All questions carry equal marks.</p>
--	--

### Course outcomes:

Sr. No.	Course outcomes	RBT* Level
	At the end of the course students will be able to:	
CO1.	List and describe the construction, principle and working of different types of switchgear equipments along with protective schemes.	<b>L1(Remembering)</b>
CO2.	Classify the circuit breakers, relays and protective schemes based on construction, principle of operation and requirement.	<b>L2(Understanding)</b>
CO3.	Deploy an appropriate switchgear and protective scheme for various components of power systems to protect against different types of faults.	<b>L3(Applying)</b>
CO4.	Analyze the causes and counter measures of over-voltages in power systems.	<b>L4(Analyzing)</b>
CO5.	Appraise the power systems with neutral grounding and various grounding Schemes.	<b>L5(Evaluating)</b>

\*Revised Bloom's Taxonomy Action verbs/Levels

### Course Content

#### UNIT- I

**Circuit breakers:** Theory of arc formation and its extinction (AC and DC), Re-striking and recovery voltages, Current chopping, Capacitance and resistance switching, Types of circuit breakers: Air blast, Air break, Oil, Vacuum and SF<sub>6</sub>, comparative merits and demerits, HVDC circuit breaker system, Testing of Circuit breakers, Rating and selection of Circuit breakers

#### UNIT- II

**Protective Relays:** Requirement of Protective Relaying, Zones of protection, primary and backup protection, Essential qualities of Protective Relaying, Classification of Protective

*Mil*      *SA*

Relays: Electromechanical - Electromagnetic, Attraction and induction type relays, Thermal relay, Gas actuated relay, Static and Numerical relays, Microprocessor based relays

**Protective Schemes:** Over current relaying: Instantaneous, time delayed, definite time, inverse time, IDMT relays and relay coordination, Differential relays: circulating current and voltage balance differential relays, Biased percentage differential relays, Directional over current and directional power relays, Distance relays

### UNIT- III

#### **Power Apparatus and lines Protection:**

**Generator protection:** faults in Generators, stator and rotor protection, **Motor Protection:** Protection against overload, unbalance, single phasing, under voltage and reverse phase, Loss of synchronism

**Transformer protection:** Faults in transformers, differential, over current and earth fault protection, Bucholz relay, Harmonic restraint relay, over flux protection

**Protection of feeders:** Differential pilot protection, Merz price protection, Translay system

**Protection of Lines:** Over Current, Carrier Current and Three-zone distance relay protection using impedance relays

### UNIT- IV

**Over voltages in power systems:** Power frequency over voltages-Switching over voltages, causes of over voltages, Protection against over voltages, surge arrestors, Wave propagation in transmission lines and cables, transmitted and reflected waves, Surge impedance

**Neutral Grounding:** Grounded and Ungrounded neutral Systems, Effects of Ungrounded neutral on system performance, Methods of Neutral Grounding: Solid, Resistance, Reactance, Arcing Grounds and Grounding practices

#### **REFERENCES:**

1. C. L. Wadhwa, "Electrical Power Sytems", New Age Internationals, 7<sup>th</sup> edition, 2016.
2. A. Chakrabarty, P. V. Gupta, M. L. Soni and U. S. Bhatnagar , "A Course in Electrical Power" Dhanpat Rai Pub. Co.(P) Ltd., 2008.
3. R. Gupta, "Power System Analysis and Design", S. Chand, 7<sup>th</sup> edition, 2014.
4. S. S. Rao, 'Switchgear and Protection', Khanna Publishers, New Delhi, 2008.
5. Rabindranath and N. Chander, 'Power System Protection and Switchgear', New Age International (P) Ltd., First Edition 2011.
6. B. Ram, and B.H. Vishwakarma, 'Power System Protection and Switchgear', New Age International Pvt Ltd Publishers, Second Edition 2011.
7. Y.G.Paithankar and S.R.Bhide, 'Fundamentals of power system protection', Second Edition, Prentice Hall of India Pvt. Ltd., New Delhi, 2010.
8. R. P.Singh, "Switchgear and Power System Protection", PHI Learning Private Ltd., New Delhi, 2009.
9. S. K. Gupta, "Power System Engineering", Umesh Publications, 2009.

Mit

SA

**Course Articulation Matrix:**

Course/Course Code: Power Systems- II ( PCC-EE302-T ),													Semester: VI		
	PO1	PO2	PO3	PO4	PO5	PO6	PO7	PO8	PO9	PO10	PO11	PO12	PSO1	PSO2	PSO3
CO1	3	-	-	-	-	-	-	-	-	-	-	1	3	-	-
CO2	2	-	-	-	-	3	-	-	-	-	-	1	1	-	-
CO3	2	2	-	-	-	2	-	-	-	-	-	1	1	1	-
CO4	2	2	-	-	-	1	-	-	-	-	-	-	1	1	-
CO5	2	-	-	-	-	1	-	-	-	-	-	-	1	-	-

**Correlation level:**    1- Slight /Low                    2- Moderate/ Medium                    3- Substantial/High

*Mishra*                    *SD*

## ELECTRICAL MEASUREMENTS AND INSTRUMENTATION

### General Course Information:

<p>Course Code: PCC-EE304-T</p> <p>Course Credits: 4.0</p> <p>Mode: Lecture (L)+Tutorials(T)</p> <p>Type: Program Core</p> <p>Teaching Schedule L T P: 3 1 0</p> <p>Examination Duration: 3 hours</p>	<p><b>Course Assessment Methods; Max. Marks: 100 (Internal: 30; External: 70)</b></p> <p>Three minor tests, each of 20 marks, will be conducted. The third minor will be conducted in open book mode by the Course Coordinator. No date sheet will be issued for the third minor at the level of the Departments. For the purpose of internal assessment, the average of the highest marks obtained by a student in any two minor examinations will be considered. All the minor examination question papers will be prepared and evaluated by following the Outcome Based Education framework. Class Performance will be measured through percentage of lectures attended (4 marks) Assignments (4 marks) and class performance (2 marks).</p> <p>The end semester examination will be of 70 marks. For the end semester examination, nine questions are to be set by the examiner. Question number one will be compulsory and based on the entire syllabus. It will contain seven short answers type questions. Rest of the eight questions is to be given by setting two questions from each of the four units of the syllabus. A candidate is required to attempt any other four questions selecting one from each of the four units. All questions carry equal marks.</p>
---	--

### Course outcomes:

Sr. No.	Course outcomes	RBT <sup>*</sup> Level
	At the end of the course students will be able to:	
CO1.	Exhibit memory of previously learned material by recalling facts, terms, basic concepts and answers.	L1(Remembering)
CO2.	Recognize the basic measuring instruments in the field of engineering	L2(Understanding)
CO3.	Choose the proper type of meter and measuring instruments for different industrial.	L3(Apply)
CO4.	Compare performance of MC, MI and Dynamometer types of measuring instruments, Energy meters and CRO	L4(Analysis)
CO5.	student will be able to select techniques, skills, and modern engineering tools necessary for electrical engineering practice	L5( Evaluating)
CO6.	Design an electrical and electronic project using new sensing and measuring schemes.	L6(Creating)

\*Revised Bloom's Taxonomy Action verbs/Levels

### Course Content

#### UNIT- I

**Measurements:** Method of measurement, Measurement system, Classification of instruments, Definition of accuracy, Precision, Resolution, Speed of response, Error in measurement, Classification of errors, loading effect due to shunt and series connected instruments.

*Mili*      *SA*

**Analog meters:** General features, Construction, Principle of operation and torque equation of Moving coil, Moving iron, Electrodynamometer, Induction instruments. Principle of operation of the Electrostatic, Thermoelectric, Rectifier type instruments, Extension of instrument ranges and multipliers.

### UNIT-II

**Instrument transformer:** Disadvantage of shunt and multipliers, Advantage of Instrument transformers, Principle of operation of current & potential transformer, errors.

**Measurement of Power:** Principle of operation of Electrodynamometer & Induction type wattmeter. Wattmeter errors.

**Measurement of resistance:** Measurement of medium, low and high resistances, Megger.

### UNIT-III

**Measurement of Energy:** Construction, theory and application of AC energy meter, testing of energy meters.

**Potentiometer:** Principle of operation and application of Crompton's DC potentiometer, Polar and Co-ordinate type AC potentiometer and application.

**AC Bridges:** Measurement of Inductance, Capacitance and frequency by AC bridges.

### UNIT-IV

**Cathode ray oscilloscope (CRO):** Measurement of voltage, current, frequency & phase by oscilloscope. Frequency limitation of CRO. Sampling and storage oscilloscope, Double beam CRO.

**Electronic Instruments:** Advantages of digital meter over analog meters, Digital voltmeter, Resolution and sensitivity of digital meters, Digital multimeter, Digital frequency meter, Signal generator.

**Sensors & Transducers:** Introduction to sensors & Transducers, Strain gauge, LVDT, Temperature transducers, Flow measurement using magnetic flow measurement.

### **REFERENCES:**

1. AK Sawhney, "Electrical and Electronic Measurements & Instrumentation", Dhanpat Rai, Delhi.
2. C.T. Baldwin, "Fundamentals of Electrical Measurement", Lyall Book Depot.
3. E.W. Golding, "Electrical Measurement", Reem Publications.
4. W.D. Cooper "Electronics Instrumentation and Measurement Techniques", Prentice Hall India.
5. B.C. Nakra and K.K. Chaudhry "Instrumentation Measurement and Analysis", Tata McGraw Hill Publishing Company Limited, New Delhi.
6. H.K.P. Neubert, "Instrument transducers", Oxford University press.
7. A.D. Heltric & W.C. Copper, "Modern Electronic instrumentation & Measuring instruments", Wheeler Publication.
8. H.S. Kalsi, "Electronic Instruments", Tata McGraw hill, 2nd Edition.

*Amil*      *SA*

**Course Articulation Matrix:**

Course/Course Code: Electrical Measurements and Instrumentation(PCC-EE304-T)													Semester: VI		
	PO1	PO2	PO3	PO4	PO5	PO6	PO7	PO8	PO9	PO10	PO11	PO12	PSO1	PSO2	PSO3
CO1	2	-	-	-	-	1	-	-	-	-	-	1	2	-	-
CO2	2	-	-	-	-	2	-	-	-	-	-	1	2	-	-
CO3	3	1	-	-	-	-	-	-	-	-	-	-	3	1	-
CO4	3	1	-	-	-	-	-	-	-	-	-	-	3	2	-
CO5	3	3	1	-	-	1	-	-	-	-	-	-	3	2	1
CO6	2	2	3	-	-	1	-	-	-	-	-	-	2	-	-

**Correlation level:** 1- Slight /Low      2- Moderate/ Medium      3- Substantial/High

*Mili*      *SA*



## CONTROL SYSTEMS-II

### General Course Information:

<p>Course Code: PCC-EE306-T                  Course Credits: 3.0                  Mode: Lecture (L) and Tutorial (T)                  Type: Program Core                  Teaching Schedule L T P: 3 0 0                  Examination Duration: 3 hours</p>	<p><b>Course Assessment Methods; Max. Marks: 100 (Internal: 30; External: 70)</b></p> <p>Three minor tests, each of 20 marks, will be conducted. The third minor will be conducted in open book mode by the Course Coordinator. No date sheet will be issued for the third minor at the level of the Departments. For the purpose of internal assessment, the average of the highest marks obtained by a student in any two minor examinations will be considered. All the minor examination question papers will be prepared and evaluated by following the Outcome Based Education framework. Class Performance will be measured through percentage of lectures attended (4 marks) Assignments (4 marks) and class performance (2 marks).</p> <p>The end semester examination will be of 70 marks. For the end semester examination, nine questions are to be set by the examiner. Question number one will be compulsory and based on the entire syllabus. It will contain seven short answers type questions. Rest of the eight questions is to be given by setting two questions from each of the four units of the syllabus. A candidate is required to attempt any other four questions selecting one from each of the four units. All questions carry equal marks.</p>
---	--

**Prerequisites:** PCC-EE303-T

### Course Outcomes

Sr. No.	Course outcomes	RBT* Level
	At the end of the course students will be able to:	
CO1.	Describe the state of system and recall the z-transform along with stability theory.	L1(Remembering)
CO2.	Illustrate the performance of different control system models and controllers on the basis of their transfer function model.	L2(Understanding)
CO3.	Solve the problems related with linear and non-linear systems and give some examples.	L3(Apply)
CO4.	Compare the performance characteristics of different control systems and examine the behavior of system.	H1(Analysis)
CO5.	Judge the control strategy on the basis of their performance and requirement.	H2 (Evaluating)
CO6.	Design controller and compensator with optimum set of equations on the basis of outcomes and requirement of system.	H3 (Creating)

\*Revised Bloom's Taxonomy Action verbs/Level

### Course Content

#### UNIT-I

#### State Variable Approach

State space equations in canonical forms, modelling of electrical and mechanical systems in state space form, solution of time invariant/variant continuous/ discrete time system state equations, state

*Mili SA*

transition matrix, state transformation, Eigen values and Eigen vectors, controllability and observability, State space representation of transfer function systems

## UNIT-II

### Discrete Data Systems

**Introduction to digital control:** The digital control problem and solution possibilities, Signal processing in digital control, principles of signal conversion, sampling and reconstruction, principles of discretization, impulse and step invariance, finite difference approximation, bilinear transformation.

**Mathematical models of discrete-time systems:** Transfer function and system response, stability in the z-plane and the Jury stability criterion, sampling and data reconstruction process, z-domain description of closed loop systems, systems with dead-time.

## UNIT-III

### Digital Control Design

**Digital control design:** Implementation of digital controllers, digital controllers for deadbeat performance, root locus methods and frequency domain methods, effect of nonlinearity in root locus and Nyquist plot.

## UNIT-IV

### Non Linear Systems

**Introduction to nonlinear systems:** Characteristics of nonlinear systems, inherent and intentional nonlinearities, qualitative behaviour of linear Vs nonlinear systems, multiple equilibrium points, limit cycle, bifurcation, jump response, chaos,

**Stability analysis of nonlinear systems:** Describing function of common nonlinear functions and stability analysis, phase plane analysis, construction of phase portraits, singular points, concept of stability in the sense of Lyapunov, asymptotic stability, local and global stability, construction of Lyapunov function using Krasovskii and variable gradient method.

### REFERENCES:

1. Raymond T. Stephani, "Design of Feedback Control Systems", 4<sup>th</sup> Edition, 2002, Oxford University Press.
2. Donald M. Wiberg, "State Space and Linear Systems", 1<sup>st</sup> Edition, 1971, Schuam's Outline Series,
3. Katsuhiko Ogata, "Discrete-Time Control Systems", 2<sup>nd</sup> Edition, 2015, Prentice-Hall.
4. M. Gopal, "Digital Control and State Variable Methods", 4<sup>th</sup> Edition, 2012, Tata McGraw Hill.
5. B. C. Kuo, "Digital Control System", 2<sup>nd</sup> Edition, 2006, Oxford University Press.
6. J. J. E. Slotine and W. Li, "Applied Nonlinear Control", 1<sup>st</sup> Edition, 1991, Prentice Hall.
7. Hassan. K. Khalil, "Nonlinear Systems", 3<sup>rd</sup> Edition 2002, Prentice-Hall.

*Mil?* *SA*

**Course Articulation Matrix:**

Course/Course Code: Control Systems-II (PCC-EE306-T)											Semester: VI				
	PO1	PO2	PO3	PO4	PO5	PO6	PO7	PO8	PO9	PO10	PO11	PO12	PSO1	PSO2	PSO3
CO1	3	-	-	-	-	-	-	-	-	-	-	-	-	-	-
CO2	2	-	1	-	-	-	-	-	-	-	-	-	1	-	-
CO3	3	3	1	-	-	-	-	-	-	-	-	1	-	2	-
CO4	2	2	1	-	-	-	-	-	-	-	-	-	-	2	-
CO5	1	1	2	-	-	-	-	-	-	-	-	-	-	1	-
CO6	3	1	3	1	-	-	-	-	-	-	-	-	2	2	-

**Correlation level:**      1- Slight /Low                      2- Moderate/ Medium                      3- Substantial/High

*Mili*                      *SA*

## POWER SYSTEMS - II LABORATORY

### General Course Information:

<p>Course Code: PCC-EE302-P          Course Credits: 1          Mode: Practical          Type: Program Core          Contact Hours: 2 hours per week.          Examination Duration: 03 hours.</p>	<p><b>Course Assessment Methods (Internal: 50; External: 50)</b>          Internal continuous assessment of 50 marks by course coordinator as per the course assessment method (Annexure I).</p> <p>For the end semester practical examination the assessment will be done out of 50 marks by the external and internal examiners as per the course assessment method (Annexure I).</p>
--	---

### Course Outcomes:

Sr. No.	Course outcomes At the end of the course students will be able to:	RBT* Level
CO1.	<b>Perform</b> Experimental work and acquire specific technical knowledge to solve field problems of Power Systems and operation of various protective devices.	<b>HOTS L4</b> (Analyzing)
CO2.	<b>Identify</b> the possible faults and employ appropriate protective scheme for various components of power systems.	<b>LOTS L3</b> (Applying)
CO3.	<b>Evaluate</b> the operating characteristics of various types of relays.	<b>HOTS L5</b> (Evaluating)
CO4.	<b>Design</b> a suitable protection scheme for different power system equipments.	<b>HOTS L6</b> (Creating)
CO5.	<b>Organize</b> reports based on experiments performed with effective demonstration and analysis of results.	<b>HOTS L6</b> (Creating)
CO6.	<b>Inculcate</b> ethical practices while performing experiments individually and in groups.	<b>LOTS L3</b> (Applying)

**\*Revised Bloom's Taxonomy Action verbs/Level**

### LIST OF EXPERIMENTS:

1. To study construction and working of SF<sub>6</sub> and Vacuum circuit breakers.
2. To determine the time-current characteristics IDMT over-current relay (single phase).
3. To determine the operating characteristics of a percentage biased differential relay.
4. To implement the protection of transformer with percentage biased differential relay.
5. To study the construction and working of Buchholz relay.
6. To study microcontroller based over/under voltage relay.
7. To study operation of various Numerical relays and interfacing.
8. To realize the various Time-current characteristics of combined numerical over-current and earth fault relay.
9. To realize distance protection scheme on transmission line with a digital relay.
10. Realization and operation of parallel feeder protection.
11. To study the complete protection scheme for an alternator unit.

**NOTE:** At least eight experiments are to be performed in the semester, out of which at-least six experiments should be performed from above list. Remaining experiments may either be performed from the above list or designed & set by the concerned institution as per the scope of the syllabus.

*Mili*      *SA*

### CO-PO Articulation Matrix

Course/Course Code: Power Systems- II Laboratory ( PCC-EE302-P ), Semester: VI															
List of Course Outcomes	PO1	PO2	PO3	PO4	PO5	PO6	PO7	PO8	PO9	PO10	PO11	PO12	PSO1	PSO2	PSO3
CO1. Perform Experimental work and acquire specific technical knowledge to solve field problems of Power Systems and operation of various protective devices. (HOTS L4: Analyzing)	3	2	-	-	-	-	-	-	3	-	-	2	3	2	1
CO2. Identify the possible faults and employ appropriate protective scheme for various components of power systems. (LOTS L3:Applying)	3	2	-	2	-	-	-	-	-	-	-	1	3	-	-
CO3. Evaluate the operating characteristics of various types of relays. (HOTS L5: Evaluating)	3	2	1	-	-	2	-	-	-	-	-	1	3	1	-
CO4. Design the suitable protection scheme for different power system equipment. (HOTS L6: Creating)	3	2	1	2	-	-	-	-	-	-	-	1	3	2	-
CO5. Organize reports based on experiments performed with effective demonstration and analysis of results. (HOTS L6: Creating)	-	-	-	-	-	-	-	-	-	3	-	-	-	-	-
CO6. Inculcate ethical practices while performing experiments individually and in groups. (LOTS L3:Applying)	-	-	-	-	-	-	-	3	3	-	-	-	-	-	1
Level of Attainments:															

Correlation level: 1- slight /Low      2- Moderate/ Medium      3- Substantial/High

*M.L.S.*  
*SA*

## ELECTRICAL MEASUREMENTS AND INSTRUMENTATION LABORATORY

### General Course Information:

<p>Course Code: <b>PCC-EE304-P</b>                  Course Credits: 1                  Mode: Practical                  Type: Program Core                  Contact Hours: 2 hours per week.                  Examination Duration: 03 hours.</p>	<p><b>Course Assessment Methods (Internal: 50; External: 50)</b> Internal continuous assessment of 50 marks by course coordinator as per the course assessment method (Annexure I).                  For the end semester practical examination the assessment will be done out of 50 marks by the external and internal examiners as per the course assessment method (Annexure I).</p>
---	--

### Course outcomes:

Sr. No.	Course outcomes	RBT <sup>*</sup> Level
	At the end of the course students will be able to:	
CO1.	<b>Experimental</b> work and acquire basic technical knowledge to solve the measuring problems in the field of electrical engineering.	<b>HOTS L4</b> ( Analyzing)
CO2.	<b>Interpret</b> the performance characteristics of different types of analog meters.	<b>LOTS L3</b> (Applying)
CO3.	<b>Select</b> the suitable instrument for measurement of various electrical quantities with different method.	<b>HOTS L5</b> ( Evaluating)
CO4.	<b>Calibration</b> of measuring instruments for accurate measurement.	<b>HOTS L5</b> ( Evaluating)
CO5.	<b>Organize</b> the basic requirements reports based on experiments in the electrical engineering fields for measurements of electrical parameters.	<b>HOTS L6</b> (Creating)
CO6.	<b>Inculcate</b> ethical practices while performing experiments individually and in groups.	<b>LOTS L3</b> (Applying)

\*Revised Bloom's Taxonomy Action verbs/Level

### LIST OF EXPERIMENTS:

1. To measure the displacement of fluid flow using LVDT.
2. To calibrate an energy meter with the help of a standard wattmeter & a stop watch
3. To measure the capacitance by De Sauty's bridge and unknown capacitance sharing bridge method..
4. To measure the frequency by using Wien's bridge
5. To measure the power with the help of Current Transformer & Potential Transformer.
6. To measure magnitude & phase angle of a voltage by rectangular type potentiometer.
7. To measure high resistance by loss of charge method.
8. To measure the low resistance by using Kelvin Double method, medium resistance by using Wheatstone bridge and high resistance by using loss of charge method.
9. To calibrate permanent magnet moving coil (PMMC) ammeter and permanent magnet moving coil (PMMC) voltmeter.
10. To test Dielectric oil using Hip Pot (H.T) testing Kit.
11. To test Current transformer using mutual Inductor Measurement of percentage ratio error and phase angle of given Current Transformer by Null method.
12. To test Potential transformers using mutual inductor Measurement of Percentage ratio error and phase angle error of the given Potential Transformer by Null method.
13. To study Digital Instruments such as: Digital Voltmeter, Digital Frequency Meter, Digital Panel Meter, Digital Storage Oscilloscope.

**NOTE:** At least eight experiments are to be performed in the semester, out of which at-least six experiments should be performed from above list. Remaining experiments may either be performed from the above list or designed & set by the concerned institution as per the scope of the syllabus.

*Mishra*      *SA*

CO-PO Articulation Matrix

Course/Course Code: Electrical Measurements & Instrumentation Laboratory (PCC-EE304-P), Semester VI		PO1	PO2	PO3	PO4	PO5	PO6	PO7	PO8	PO9	PO10	PO11	PO12	PSO1	PSO2	PSO3
<b>List of Course Outcomes</b>																
CO1. Experimental work and acquire basic technical knowledge to solve out the measuring problems in the field of electrical engineering. (HOTS L4: Analyzing)	3	-	-	-	-	-	-	-	-	3	-	-	2	2	-	1
CO2. Interpret the performance characteristics of different types of analog meters. (LOTS L3: Applying)	3	-	-	-	-	-	-	-	-	-	-	-	2	2	-	1
CO3. Select the suitable instrument for measurement of various electrical quantities with different method. (HOTS L5: Evaluating)	3	1	-	-	-	1	-	-	-	-	-	-	-	2	-	3
CO4. Calibration of measuring instruments for accurate measurement. (HOTS L6: Creating)	2	-	-	-	-	-	-	-	-	-	-	-	1	3	-	-
CO5. Organize and illustrate the basic requirements reports based on experiments in the electrical engineering fields for measurements of electrical parameters. (HOTS L4: Analyzing)	-	-	-	-	-	-	-	-	-	-	3	-	-	-	-	-
CO6. Inculcate ethical practices while performing experiments individually and in groups. (LOTS L3: Applying)	-	-	-	-	-	-	-	-	3	3	-	-	-	-	-	1
Level of Attainments:																

Correlation level: 1- slight /Low      2- Moderate/ Medium      3- Substantial/High

*Mit*  
*SA*

## CONTROL SYSTEMS-II LABORATORY

### General Course Information:

Course Code: PCC-EE306-P Course Credits: 1.0 Mode: Practical Type: Program Core Contact Hours: 2 hours per week. Examination Duration: 03 hours.	<b>Course Assessment Methods (Internal: 50; External: 50)</b> Internal continuous assessment of 50 marks by course coordinator as per the course assessment method (Annexure I).  For the end-semester practical examination, the assessment will be done out of 50 marks by the external and internal examiners as per the course assessment method (Annexure I).
---	--

### Course Outcomes:

Sr. No.	Course outcomes At the end of the course students will be able to:	RBT Level
CO1.	<b>Perform</b> experimental work to test and compare the performance characteristics of different control systems.	<b>HOTS L4</b> (Analyzing)
CO2.	<b>Illustrate</b> the performance of PID controller over different systems.	<b>LOTS L2</b> (Understanding)
CO3.	<b>Judge</b> the micro controller interfacing.	<b>HOTS L2</b> (Evaluating)
CO4.	<b>Design</b> controller and compensator with optimum set of equations based on outcomes and requirement of system.	<b>HOTS L6</b> (Creating)
CO5.	<b>Organize</b> reports based on experiments performed with effective demonstration and analysis of results.	<b>HOTS L4</b> (Analyzing)
CO6.	<b>Inculcate</b> ethical practices while performing experiments individually and in groups.	<b>LOTS L3</b> (Applying)

\*Revised Bloom's Taxonomy Action verbs/Level

### LIST OF EXPERIMENTS:

1. To design a PID controller for position Control of DC motor and plot its output characteristics.
2. To observe and plot the various Relay characteristics.
3. To transform a given Transfer Function to State Space Model and vice-versa using MATLAB.
4. To plot the step response of the State Space Model using MATLAB.
5. To study the heating process and its control.
6. To design and simulate LTI models of Feedback Control System using MATLAB.
7. Simulation and analysis of State space models for continuous time systems using MATLAB.
8. Study of micro controller kit with ADC interfacing.
9. To implement PID control for industrial processes.
10. To obtain the response of a stepper motor controlled by a microcontroller by changing the number of steps, direction of rotation & speed
11. Study of Control of Inverted Pendulum using LAB VIEW.

**NOTE:** At least eight experiments are to be performed in the semester, out of which at-least six experiments should be performed from the above list. Remaining experiments may either be performed from the above list or designed & set by the concerned course coordinator as per the scope of the syllabus.





### CO-PO Articulation Matrix

Course/Course Code: Control Systems- II Laboratory (PCC-EE306-P), Semester: VI

List of Course Outcomes	PO1	PO2	PO3	PO4	PO5	PO6	PO7	PO8	PO9	PO10	PO11	PO12	PSO1	PSO2	PSO3
CO1. Perform experimental work to test and examine the performance of control system models with their transfer function. (HOTS L4: Analyzing)	3	3	-	-	-	-	-	-	3	-	-	2	3	-	-
CO2. Illustrate the performance of PID controller over different systems. (LOTS L2: Understanding)	3	2	-	2	-	-	-	-	-	-	-	1	3	-	-
CO3. Judge the micro controller interfacing. (HOTS L2: Evaluating)	3	2	-	2	-	-	-	-	-	-	-	1	3	-	-
CO4. Design controller and compensator with optimum set of equations on the basis of outcomes and requirement of system. (HOTS L6: Creating)	3	2	3	-	-	-	-	-	3	-	-	-	3	2	-
CO5. Organize reports based on experiments performed with effective demonstration and analysis of results. (HOTS: Level 4: Analyzing)	-	-	-	-	-	-	-	-	-	3	-	-	-	-	-
CO6. Inculcate ethical practices while performing experiments individually and in groups. (LOTS: Level 3: Applying)	-	-	-	-	-	-	-	3	3	-	-	-	-	-	2
Level of Attainments:															

Correlation level: 1- slight /Low      2- Moderate/ Medium      3- Substantial/High

Mit.

# ECONOMICS FOR ENGINEERS

Group A (ECE, EE, EEE, PT, PKG, P&P, ME, Agri, Aero, Auto) : 6<sup>th</sup> Semester

Group B (CSE, IT, BME, FT, Civil) : 5<sup>th</sup> Semester

General Course Information	
Course Code: HSMC301-T	<b>Course Assessment Methods; Max. Marks: 100 (Internal: 30; External: 70)</b> Two minor tests each of 20 marks, Class Performance measured through percentage of lectures attended (4 marks) Assignments (4 marks) and class performance (2 marks), and end semester examination of 70 marks.
Course Credit: 2	
Contact Hours: 2/week, (L-T-P:2-0-0)	
Mode: Lectures	
Examination Duration: 3 Hours	
For the end semester examination, nine questions are to be set by the examiner. Question number one will be compulsory and based on the entire syllabus. It will contain seven short answers type questions. Rest of the eight questions is to be given by setting two questions from each of the four units of the syllabus. A candidate is required to attempt any other four questions selecting one from each of the remaining four units. All questions carry equal marks.	

**About the Course:** This course is designed to provide the elementary and essential knowledge of economics relevant to their profession as engineers. The graduating engineers will learn about the basic principles of economics and cost benefit analysis for various economic alternatives. The course also gives an initial exposure to issues and challenges for sustainable development.

**Course Outcomes: By the end of the course students will be able to:**

- CO1. Outline the principles of economics in general and economics in Indian context. (LOTS: Level 1: Remember)
- CO2. Discuss concepts related to economics in general and particularly relevant to Indian scenario. (LOTS: Level 2: Understand)
- CO3. Apply the principles of economics for solving problems related to Engineering sector. (LOTS: Level 3: Apply)
- CO4. Carry out cost/benefit/, life cycle and breakeven analyses on one or more economic alternatives. (HOTS: Level 4: Analyse)
- CO5. Judge the issues and challenges of sustainable development. (HOTS: Level 5: Evaluate) -

## UNIT-I

Definition of Economics- various definitions, Nature of economic problem, Production possibility curve, Economics laws and their nature. Relation between Science, Engineering, Technology and Economics. Concepts and measurement of utility, Law of Diminishing Marginal Utility, Law of equi-marginal utility - its practical applications and importance.

## UNIT-II

Meaning of Demand, Individual and Market demand schedules, Law of demand, shape of demand curve, Elasticity of Demand, measurement of elasticity of demand, factors affecting elasticity of demand, practical importance and applications of the concept of elasticity of demand.

Meaning of production and factors of production; Law of variable proportions, Returns to scale, Internal and External economics and diseconomies of scale.

## UNIT-III

Various concepts of cost- Fixed cost, variable cost, average cost, marginal cost, money cost, real cost, opportunity cost. Shape of average cost, marginal cost, total cost etc. in short run and long run both.

Meaning of Market, Types of Market - Perfect Competition, Monopoly, Oligopoly, Monopolistic Competition (Main features of these markets) Issues, Strategies and challenges for sustainable development for developing economies

## UNIT-IV

Elements of Business/Managerial Economics and forms of organizations, Cost & Cost Control Techniques, Types of Costs, Lifecycle Costs, Budgets, Break Even Analysis, Capital Budgeting, Application of linear Programming. Investment Analysis- NPV, ROI, IRR, Payback Period, Depreciation, Time Value of Money (present and future worth of cash flows).

Business Forecasting- Elementary techniques. Statements- Cash Flows, Financial. Case Study Method. Nature and Characteristics of Indian Economy (brief and elementary introduction). Privatization - meaning, merits, and demerits. Globalisation of Indian economy- merits and demerits. WTO and TRIPs agreements.

### Text and Reference Books:

1. Alfred William Stonier, D. C. Hague, *A text book of Economic Theory*, 5<sup>th</sup> edition, Longman Higher Education, 1980.
2. K. K. Dewett, M. H. Navalur, *Modern Economic Theory*, S. Chand, 2006.
3. H. L. Ahuja, *Modern Microeconomic: Theory and Applications*, S. Chand, 2017.
4. N. Gregory Mankiw, *Principles of Economics*, 7<sup>th</sup> edition, South-Western College Publishing, 2013.
5. RudderDutt & K.P.M. Sundhram, *Indian Economy*, S. Chand, 2004.
6. V. Mote, S. Paul, G. Gupta, *Managerial Economics*, McGraw Hill Education, 2017.
7. Saroj Pareek, *Textbook of Business Economics*, Neha Publishers and Distributors, 2013.
8. William McDonough and Michael Braungart, *Cradle to Cradle Remaking the Way We Make Things*, North Point Press, New York, 2002.
9. Sustainable Development Challenges, World Economic and Social Survey, United Nations Publication, 2013.

*SA*  
*Mile*

*47*

*SA*

**CO-PO Articulation Matrix Economics for Engineers (HSMC301-T)**

List of Course Outcomes	PO1	PO2	PO3	PO4	PO5	PO6	PO7	PO8	PO9	PO10	PO11	PO12	PO13	PO14	PO15
CO1. Outline the principles of economics in general and economics in Indian context particularly for public sector agencies and private sector businesses. (LOTS: Level 1: Remember)	1	-	-	-	-	-	-	-	-	-	-	-	-	-	-
CO2. Discuss concepts related to economics in general and particularly relevant to Indian scenario. (LOTS: Level 2: Understand)	1	-	-	-	-	-	-	-	-	-	-	-	-	-	-
CO3. Apply the principles of economics for solving problems related to Engineering sector. (LOTS: Level 3: Apply)	2	2	2	2	2	-	-	-	-	-	-	-	-	-	-
CO4. carry out benefit/cost, life cycle and breakeven analyses on one or more economic alternatives. (HOIS: Level 4: Analyse)	3	2	2	3	3	-	-	-	2	-	-	3	-	-	-
CO5. Judge the issues and challenges of sustainable development. (HOIS: Level 4: Evaluate)	3	-	3	3	-	-	3	-	-	3	3	3	-	-	-

  
  
  
 Mili ✓

**Detailed Syllabus**  
**of**  
**B. Tech (EE)**  
**7<sup>th</sup> Semester**

*Mit* *SA*

## POWER SYSTEM OPERATION AND CONTROL

### General Course Information:

<p>Course Code: PCC-EE401-T</p> <p>Course Credits: 4.0</p> <p>Mode: Lecture (L)</p> <p>Type: Program Elective</p> <p>Teaching Schedule L T P: 3 1 0</p> <p>Examination Duration: 3 hours</p>	<p><b>Course Assessment Methods; Max. Marks: 100 (Internal: 30; External: 70)</b></p> <p>Three minor tests, each of 20 marks, will be conducted. The third minor will be conducted in open book mode by the Course Coordinator. No date sheet will be issued for the third minor at the level of the Departments. For the purpose of internal assessment, the average of the highest marks obtained by a student in any two minor examinations will be considered. All the minor examination question papers will be prepared and evaluated by following the Outcome Based Education framework. Class Performance will be measured through percentage of lectures attended (4 marks) Assignments (4 marks) and class performance (2 marks).</p> <p>The end semester examination will be of 70 marks. For the end semester examination, nine questions are to be set by the examiner. Question number one will be compulsory and based on the entire syllabus. It will contain seven short answers type questions. Rest of the eight questions is to be given by setting two questions from each of the four units of the syllabus. A candidate is required to attempt any other four questions selecting one from each of the four units. All questions carry equal marks.</p>
--	--

### Course outcomes:

Sr. No.	Course outcomes	RBT* Level
	At the end of the course students will be able to:	
CO1.	Explain the operation and control of all the major components of power systems	<b>L1(Remembering)</b>
CO2.	Understand the unit commitment problems and methods to solve the problems	<b>L2(Understanding)</b>
CO3.	Deploy frequency control, voltage control, active and reactive power control schemes on power system	<b>L3(Apply)</b>
CO4.	Compare various reactive power compensation schemes	<b>L4(Analysis)</b>
CO5.	Assess the best possible control for power system operation	<b>L5( Evaluating)</b>
CO6.	Develop generation dispatching, power system monitoring and control schemes for optimal operation and control	<b>L6(Creating)</b>

\*Revised Bloom's Taxonomy Action verbs/Levels

### Course Content

#### UNIT-I

**AUTOMATIC GENERATION CONTROL:** Introduction to AVR and ALFC loops, Modeling of turbine speed governing system, Generator Load model, load frequency control of an isolated area, its steady state performance and dynamic performance for first order approximate system, Load frequency Vs economic control, dead band, digital load flow control, decentralized control.

*SA*  
*Anil*

## UNIT-II

**EXCITATION & VOLTAGE CONTROL:** Role of Exciter and its control, Classification of Excitation System, Rotating self excited and pilot excited type Voltage regulators, static excitation system, brushless excitation system, boost buck excitation system and development of block diagram and transfer function for it, Role of PID Controller in Excitation system, Voltage control through shunt compensation; Series compensation; Tap changing transformer; Booster transformer; induction regulators,

## UNIT-III

**Power Systems Stability:** Definitions: angular stability- steady state stability, dynamic stability, transient stability, Dynamics of synchronous machine and swing equation, equal area criteria for various types of disturbances, critical clearing angle, solution of swing equation, technique of improving transient stability, Voltage stability, voltage stability concept for pure inductive load, Voltage collapse, voltage collapse proximate indicator.

## UNIT-IV

**ECONOMIC LOAD DISPATCH:** Generators operation cost, Economic dispatch problem, Economic Dispatch including transmission loss, derivation of transmission loss formula, Classification of hydro plants, Long range and short range problem, Short range fixed head hydrothermal scheduling.

### **REFERENCES:**

1. A. J. Wood, B. F. Wollenberg, "Power Generation Operation and Control", Wiley India, 2nd edition, 2009.
2. Nagrath Kothari, "Modern Power System", TMH Publication New Delhi.
3. S K Gupta, "Power Systems Operation Control and Restructuring", Ik International Publishing House.
4. Abhijit Chakrabarti & Sunita Halder, "Power System Analysis- Operation & Control", PHI NewDelhi, 3rd edition, 2010.
5. K Uma Rao, "Power System Operation & Control", Wiley India, 1st edition, 2013.
6. Robert H.Miller, James H.Malinowski, "Power System Operation", Tata McGraw-Hill, 2nd edition, 2009.
7. H. Saadat, "Power System Analysis", PSA Pub., 3rd edition, 2011.
8. A Chakrabarti, D. P. Kothari, A. K. Mukhopadhyay, Abhinandan De, "An introduction to Reactive Power Control and Voltage Stability in Power Transmission Systems", PHI, 2010

*Mit*

*SA*

**Course Articulation Matrix:**

Course/Course Code: Power System operation and Control (PEC-EE401-T), Semester: VII

	PO1	PO2	PO3	PO4	PO5	PO6	PO7	PO8	PO9	PO10	PO11	PO12	PSO1	PSO2	PSO3
CO1	2	-	-	-	-	-	-	-	-	-	-	1	2	-	1
CO2	3	2	-	-	-	-	-	-	-	-	-	1	2	2	-
CO3	3	-	3	2	-	-	-	-	-	-	-	1	3	-	-
CO4	3	1	-	1	-	-	-	-	-	-	-	1	3	2	-
CO5	3	3	3	2	-	-	-	-	-	-	-	1	3	2	-
CO6	3	-	1	1	-	-	-	-	-	-	-	1	2	-	2

Correlation level: 1- Slight /Low      2- Moderate/ Medium      3- Substantial/High

*Mil*      *SA*



## MINOR PROJECT

Course Code: <b>PROJ-EE419-P</b> Course Credits : 4 Mode: Practical Contact Hours: 8/week	Course Assessment Method: (Internal: 30; External: 70)
--	--

### Course Outcomes:

Sr. No.	Course Outcomes At the end of the semester, students will be able:	RBT Level
CO 1	Relate practical knowledge within the chosen area of technology for project development	L1
CO 2	Understand methodologies and professional way of documentation and communication.	L2
CO 3	Illustrate the key stages in development of the project.	L3
CO 4	Identify, analyze, formulate and handle projects with a comprehensive and systematic approach	L4
CO 5	Contribute as an individual or in a team in development of technical projects	L5
CO6	Develop effective communication skills for presentation of project related activities	L6

**NOTE:** The minor project will be completed and evaluated at the end of the 7<sup>th</sup> semester on the basis of its implementation, presentation, viva-voce and report.

*Mil*      *SA*

**Course Articulation Matrix:**

Course/Course Code: Minor Project (PROJ-EE419-P),													Semester: VII		
	PO1	PO2	PO3	PO4	PO5	PO6	PO7	PO8	PO9	PO10	PO11	PO12	PSO1	PSO2	PSO3
<b>C01</b>	3	3	2	2	2	3	1	2	2	2	3	3	3	2	2
<b>C02</b>	3	3	2	2	2	3	2	-	3	3	3	3	3	3	3
<b>C03</b>	3	3	2	2	3	3	2	-	2	2	3	3	3	2	2
<b>C04</b>	3	3	3	3	3	3	1	2	3	2	3	3	3	3	3
<b>C05</b>	3	3	3	3	3	3	1	2	2	2	3	3	3	2	3
<b>C06</b>	3	3	3	3	2	3	2	2	2	3	3	3	3	2	2

**Correlation level:** 1- Slight /Low      2- Moderate/ Medium      3- Substantial/High

*Miki*      *SA*

## PRACTICAL TRAINING-II PRESENTATION

<b>Course Code: INT-EE421-P</b> Course Credits : 1 Type: Program Core Mode: Practical Contact Hours: 2/week	<b>Course Assessment Method: (Internal:100)</b> Assessment of Practical Training-II will be based on presentation/seminar, viva-voce, report and certificate for the practical training taken at the end of 6 <sup>th</sup> semester.
---	--

### Course Outcomes:

Sr. No.	Course Outcomes At the end of the semester, students will be able to:	RBT Level
CO 1	Outline technical documents and give oral presentations related to the work completed.	L1
CO 2	Prepared to engage in independent and lifelong learning in the industry.	L2
CO 3	Acquire and apply fundamental principles of engineering for working in an actual working environment.	L3
CO 4	Analyze practical application of the subjects taught during the program.	L4
CO 5	Develop, social, cultural, global and environmental responsibilities as an engineer.	L5
CO6	Design and implement solution methodologies with technical & managerial skills for solving engineering problems.	L6

*SA*      *Mit*

**Course Articulation Matrix:**

Course/Course Code: Practical Training-II Presentation (INT-EE421-P),													Semester: VII		
	PO1	PO2	PO3	PO4	PO5	PO6	PO7	PO8	PO9	PO10	PO11	PO12	PSO1	PSO2	PSO3
CO1	3	3	2	2	2	3	1	2	2	2	3	3	3	2	2
CO2	3	3	2	2	2	3	2	-	3	3	3	3	3	3	3
CO3	3	3	2	2	3	3	2	-	2	2	3	3	3	2	2
CO4	3	3	3	3	3	3	1	2	3	2	3	3	3	3	3
CO5	3	3	3	3	3	3	1	2	2	2	3	3	3	2	3
CO6	3	3	3	3	2	3	2	2	2	3	3	3	3	2	2

**Correlation level:** 1- Slight /Low      2- Moderate/ Medium      3- Substantial/High

*SA*      *Mit*

**Detailed Syllabus**  
**of**  
**B. Tech (EE)**  
**8<sup>th</sup> Semester**

*Anil*

*SA*

## COMPUTER METHODS IN POWER SYSTEMS

### General Course Information:

<p>Course Code: PCC-EE402-T                  Course Credits: 4.0                  Mode: Lecture (L) and Tutorial (T)                  Type: Program Core                  Teaching Schedule L T P: 3 1 0                  Examination Duration: 3 hours</p>	<p><b>Course Assessment Methods; Max. Marks: 100 (Internal: 30; External: 70)</b>                  Three minor tests, each of 20 marks, will be conducted. The third minor will be conducted in open book mode by the Course Coordinator. No date sheet will be issued for the third minor at the level of the Departments. For the purpose of internal assessment, the average of the highest marks obtained by a student in any two minor examinations will be considered. All the minor examination question papers will be prepared and evaluated by following the Outcome Based Education framework. Class Performance will be measured through percentage of lectures attended (4 marks) Assignments (4 marks) and class performance (2 marks).</p> <p>The end semester examination will be of 70 marks. For the end semester examination, nine questions are to be set by the examiner. Question number one will be compulsory and based on the entire syllabus. It will contain seven short answers type questions. Rest of the eight questions is to be given by setting two questions from each of the four units of the syllabus. A candidate is required to attempt any other four questions selecting one from each of the four units. All questions carry equal marks.</p>
---	--

### Course outcomes:

Sr. No.	Course outcomes	RBT <sup>^</sup> Level
	At the end of the course students will be able to:	
CO1.	Memorize the formulation of various network matrices and model the power system components	<b>L1(Remembering)</b>
CO2.	Understand the importance of computer applications in electrical power system operation	<b>L2(Understanding)</b>
CO3.	Investigate the state of power system of any size by applying various computer methods under steady state and fault condition	<b>L3(Applying)</b>
CO4.	Perform load flow, short circuit and stability applicable in various power system problems	<b>L4(Analyzing)</b>
CO5.	Compare and identify the most appropriate algorithm for load flow, short circuit and stability studies	<b>L5(Evaluating)</b>
CO6.	Develop appropriate mathematical models of power systems for performance analysis, planning and control	<b>L6(Creating)</b>

\*Revised Bloom's Taxonomy Action verbs/Levels

### Course Content

#### UNIT- I

**Network Topology and Matrices:** Elementary Graph theory, Incidence matrices, Primitive network and primitive network matrices, Formation of various network matrices by singular transformations, Building algorithm for Bus Impedance matrix ( $Z_{bus}$ ), Modification of bus impedance matrix for change of reference bus and network changes, formation of bus admittance matrix.

*Mil*

*SA*

## UNIT- II

**Load-Flow Studies:** Introduction, Importance of load flow studies, Classification of buses, load-flow equations, Iterative methods, Computer algorithms and load flow solutions using Gauss- Seidel and Newton-Raphson methods, Decoupled and fast decoupled Load-flow solutions, Representation of regulating and off-nominal ratio transformers, Comparison of load-flow solution methods.

## UNIT- III

**Fault studies:** Symmetrical faults, Calculation of fault currents, Use of current limiting reactors, Unsymmetrical faults, Symmetrical components theory, Transformation matrix, Unsymmetrical short circuit analysis: LG, LL, LLG using matrix method.

## UNIT- IV

**Stability Studies:** Steady state and transient stability, swing equation, Steady state stability analysis, Transient stability analysis, Equal area criterion, Algorithms and flow charts for transient stability solution using Runge-Kutta and modified Euler methods, multi-machine stability analysis

### REFERENCES:

1. G. W. Stagg and A. El-Abiad, "Computer Methods in Power System Analysis", McGraw-Hill, 1986.
2. L.P Singh, "Advanced Power System Analysis and Dynamics", New Age International.
3. B. R. Gupta, "Power System Analysis and Design", S. Chand, 7<sup>th</sup> edition, 2014.
4. G. L. Kusic, "Computer-Aided Power Systems Analysis", PHI
5. J. J. Grainger and W. D. Stevenson, "Power System Analysis", McGraw-Hill, 2003.
6. D. P. Kothari, I. J Nagrath, "Modern Power System Analysis", 3rd Edition, 2011.
7. H. Saadat, 'Power System Analysis ', Tata McGraw - Hill Education, 2nd Edition, 2002.
8. M.A. Pai, "Computer Techniques in Power System Analysis", Tata McGraw-Hill, Education 2005.
9. K.U. Rao, "Computer Methods and Models in Power Systems", I.K. International, 2009.

*Mili*      *SA*

**Course Articulation Matrix:**

Course/Course Code: Computer Methods in Power Systems (PCC-EE402-T),													Semester: VIII		
	PO1	PO2	PO3	PO4	PO5	PO6	PO7	PO8	PO9	PO10	PO11	PO12	PSO1	PSO2	PSO3
CO1	3	2	3	-	1	-	-	-	-	-	-	-	3	2	1
CO2	3	2	2	-	3	-	-	-	-	-	-	-	3	3	1
CO3	3	2	2	2	1	-	-	-	-	-	-	-	3	2	1
CO4	3	3	1	-	2	-	-	-	-	-	-	-	3	3	1
CO5	3	3	-	-	2	-	-	-	-	-	-	-	3	3	2
CO6	2	3	3	1	2	-	-	-	-	-	-	-	3	3	2

**Correlation level:** 1- Slight /Low      2- Moderate/ Medium      3- Substantial/High

*Mili*      *SA*



## COMPUTER METHODS IN POWER SYSTEMS LABORATORY

### General Course Information:

Course Code: PCC-EE402-P Course Credits: 1 Mode: Practical Type: Program Core Contact Hours: 2 hours per week. Examination Duration: 03 hours.	<b>Course Assessment Methods (Internal: 50; External: 50)</b> Internal continuous assessment of 50 marks based on class performance and attendance in practical classes (Annexure I).  For the end semester practical examination, the assessment will be done out of 50 marks by the external and internal examiners (Annexure I).
---	--

### Course Outcomes:

Sr. No	Course outcomes	RBT* Level
	At the end of the course students will be able to:	
CO1.	<b>Implement</b> MATLAB based software tools for electrical power system analysis.	<b>LOTS L3</b> (Apply)
CO2.	<b>Identify</b> the state of power system of any size under steady state and fault conditions.	<b>HOTS L4</b> (Analyzing)
	<b>Appraise</b> the most appropriate algorithm for load flow, short circuit and stability studies.	<b>HOTS L5</b> (Evaluating)
CO4.	<b>Develop</b> Programs for analysis of real time power systems with acquired skill of implementing various computer methods.	<b>HOTS L6</b> (Creating)
CO5.	<b>Organize</b> reports based on experiments performed with effective demonstration and analysis of results.	<b>HOTS L4</b> (Analyzing)
CO6.	<b>Inculcate</b> ethical practices while performing experiments individually and in groups.	<b>LOTS L3</b> (Applying)

\*Revised Bloom's Taxonomy Action verbs/Level

### LIST OF EXPERIMENTS:

The following experiments may be performed with the help of MATLAB based power system analysis tools PSAT, PST, PSCAD, ETAP etc.

1. Formation of  $Y_{bus}$  matrix by using inspection / analytical method.
2. Formation of  $Z_{bus}$  using building algorithm.
3. Load flow analysis using Gauss Seidal method.
4. Load flow analysis using Newton Raphson method.
5. Load flow analysis using Fast Decoupled method
6. Simulation of single line to ground fault.
7. Simulation of single line to Line fault.
8. Simulation of double line to ground fault.
9. Simulation of Three Phase Short Circuit fault.
10. Transient stability simulation for single machine and multi-machine system.

**NOTE:** At least eight experiments are to be performed in the semester, out of which at-least six experiments should be performed from above list. Remaining experiments may either be performed from the above list or designed & set as per the scope of the syllabus.

*Mili*      *SA*

### CO-PO Articulation Matrix

Course/Course Code: Computer Methods in Power Systems Laboratory (PCC-EE402-P), Semester: VIII															
List of Course Outcomes	PO1	PO2	PO3	PO4	PO5	PO6	PO7	PO8	PO9	PO10	PO11	PO12	PSO1	PSO2	PSO3
CO1. <b>Implement</b> MATLAB based software tools for electrical power system analysis. (LOTS L3: Applying)	3	-	-	-	2	-	-	-	-	-	-	2	1	2	-
CO2. <b>Identify</b> the state of power system of any size under steady state and fault conditions. (HOTS L4: Analyzing)	3	-	-	2	-	-	-	-	-	-	-	1	3	-	-
CO3. <b>Appraise</b> the most appropriate algorithm for load flow, short circuit and stability studies. (HOTS L5: Evaluating)	3	-	2	-	1	-	-	-	-	-	-	1	3	1	-
CO4. <b>Develop</b> Programs for analysis of real time power systems with acquired skill of implementing various computer methods. (HOTS L6: Creating)	3	-	-	2	3	-	-	-	-	-	-	1	3	2	-
CO5. <b>Organize</b> reports for experiments performed with effective demonstration and analysis of results. (HOTS L4: Analyzing)	-	-	-	-	-	-	-	-	-	3	-	-	-	-	-
CO6. <b>Inculcate</b> ethical practices while performing experiments individually and in groups. (LOTS L3: Applying)	-	-	-	-	-	-	-	3	3	-	-	-	-	-	1
Level of Attainments:															

Correlation level: 1- slight /Low      2- Moderate/ Medium      3- Substantial/High

*Mis*  
*SA*

## MAJOR PROJECT

Course Code: PROJ-EE420-P Course Credits : 6 Mode: Practical Contact Hours: 12/week	Course Assessment Method: (Internal: 30; External: 70)
--	--

### Course Outcomes:

Sr. No.	Course Outcomes	RBT Level
	<b>At the end of the semester, students will be able:</b>	
CO 1	Extend or use the idea in minor project for major project.	L1
CO 2	Describe a thorough and systematic understanding of project contents	L2
CO 3	Use effectively oral, written and visual communication	L3
CO 4	Identify, analyze, and solve problems creatively through sustained critical investigation.	L4
CO 5	Demonstrate an awareness and application of appropriate personal, societal, and professional ethical standards.	L5
CO6	Know the key stages in development of the project.	L6

**NOTE:** The major project will be completed and evaluated at the end of the 8<sup>th</sup> semester on the basis of its implementation, presentation, viva-voce and report.

*Mil*

*SA*

**Course Articulation Matrix:**

Course/Course Code: Major Project (PROJ-EE420-P),													Semester: VIII		
	PO1	PO2	PO3	PO4	PO5	PO6	PO7	PO8	PO9	PO10	PO11	PO12	PSO1	PSO2	PSO3
<b>CO1</b>	3	3	2	2	2	3	1	2	2	2	3	3	3	2	2
<b>CO2</b>	3	3	2	2	3	3	2	2	3	3	3	3	3	3	3
<b>CO3</b>	3	3	2	2	3	3	2	-	2	2	3	3	3	2	2
<b>CO4</b>	3	3	3	3	2	3	1	2	3	2	3	3	3	3	3
<b>CO5</b>	3	3	3	3	3	3	1	2	3	2	3	3	3	2	3
<b>CO6</b>	3	3	3	3	2	3	2	2	3	3	3	3	3	2	2

**Correlation level:**    1- Slight /Low                    2- Moderate/ Medium                    3- Substantial/High

*Dr. M. S. A.*

## GENERAL PROFICIENCY

### General Course Information:

Course Code: MC-EE422-P Course Credits: 0.0 Examination Duration: 03 hours.	<b>Course Assessment Methods (Internal: 100):</b> This is non-credit course of qualifying nature. Internal practical examination is to be done by the course coordinator. At the end of semester students will be evaluated on the basis of their performance in academic and extracurricular activities.
---	--

### Course Objectives and Outcomes:

Sr. No.	Course outcomes At the end of the course students will be able to:	RBT <sup>+</sup> Level
CO1.	Improve presentation and communication skills.	LOTS L1 (Remembering)
CO2.	Enhance the confidence while facing Interviews and discussion.	LOTS L3 (Applying)
CO3.	Learn importance of extra-curricular activities.	LOTS L4 (Analysis)
CO4.	Work in groups as in job environment.	LOTS L2 (Understanding)

*SA*  
*Mili*

**Course Articulation Matrix**

Course/Course Code: General Proficiency (MC-EE422-P)							Semester VIII								
	PO1	PO2	PO3	PO4	PO5	PO6	PO7	PO8	PO9	PO10	PO11	PO12	PSO1	PSO2	PSO3
C01.	-	-	-	-	-	2	1	1	2	3	-	2	-	-	2
C02.	-	-	-	-	-	2	1	2	2	2	-	2	-	-	3
C03.	-	-	-	-	-	2	2	1	3	2	-	3	-	-	2
C04.	-	-	-	-	-	2	3	1	3	1	2	3	-	-	3
Level of Attainments :															

Correlation level:      1- slight /Low              2- Moderate/ Medium              3- Substantial/High

*[Handwritten signature]*  
*[Handwritten signature]*

**Detailed Syllabus**  
**of**  
**B. Tech (EE)**  
**Program Elective Course-1**

*Prilf SA*

## RENEWABLE ENERGY RESOURCES

### General Course Information:

<p>Course Code: PEC-EE308-T                  Course Credits: 3                  Mode: Lecture (L)                  Type: Compulsory                  Teaching Schedule L T P: 3 0 0                  Examination Duration: 03 hours.</p>	<p><b>Course Assessment Methods; Max. Marks: 100 (Internal: 30; External: 70)</b></p> <p>Three minor tests, each of 20 marks, will be conducted. The third minor will be conducted in open book mode by the Course Coordinator. No date sheet will be issued for the third minor at the level of the Departments. For the purpose of internal assessment, the average of the highest marks obtained by a student in any two minor examinations will be considered. All the minor examination question papers will be prepared and evaluated by following the Outcome Based Education framework. Class Performance will be measured through percentage of lectures attended (4 marks) Assignments (4 marks) and class performance (2 marks).</p> <p>The end semester examination will be of 70 marks. For the end semester examination, nine questions are to be set by the examiner. Question number one will be compulsory and based on the entire syllabus. It will contain seven short answers type questions. Rest of the eight questions is to be given by setting two questions from each of the four units of the syllabus. A candidate is required to attempt any other four questions selecting one from each of the four units. All questions carry equal marks.</p>
--	--

### Course outcomes:

Sr. No.	Course outcomes	RBT* Level
	At the end of the course students will be able to:	
CO1.	List and describe the various conventional and renewable energy resources and technologies	<b>L1 (Remembering)</b>
CO2.	Recognize the impact of renewable energy utilization on society and environment	<b>L2 (Understanding)</b>
CO3.	Interpret and apply the concepts of renewable energy sources for electricity generation and grid integration	<b>L3 (Applying)</b>
CO4.	Make comparisons among renewable energy resources and technologies	<b>L4 (Analyzing)</b>
CO5.	Assess and select the options among renewable energy resources and technologies	<b>L5 (Evaluating)</b>
CO6.	Do the basic design of various renewable energy systems for different requirements	<b>L6 (Creating)</b>

\*Revised Bloom's Taxonomy Action verbs/Levels

### Course Content

#### UNIT-I

**Introduction:** Over view of conventional & renewable energy sources, Limitations of conventional energy sources, need & development of alternate energy sources, basic schemes and applications of direct energy conversion types of renewable energy systems, Future of Energy Use, Global and Indian Energy scenario, Potential of renewable energy sources, renewable electricity and key elements, Global climate change, CO2 reduction potential of renewable energy, concept of Hybrid systems. **ENERGY STORAGE:** Sizing and Necessity of Energy Storage.

#### UNIT-II

#### **Solar and Wind Energy:**

Solar radiation spectra, solar geometry, Earth Sun angles, observer Sun angles, solar day length, Estimation of solar energy availability, Photovoltaic effect, characteristics of photovoltaic cells, conversion efficiency, solar batteries and applications, Design of standalone PV system, Solar energy in India, solar collectors, solar furnaces & applications, Design of solar water heater,

*Mili* 



History of wind power, wind generators, theory of wind power, wind speed statistics-probability distributions, wind speed and power- cumulative distribution functions characteristics of suitable wind power sites, scope in India, advantages and limitations.

#### UNIT-III

**Thermo-electric and MHD Generators:** Seeback effect, Peltier effect, Thomson effect, Thermo-electric convertors, Brief description of the construction of thermoelectric generators, Applications and economic aspects.

**Hall Effect,** Basic principles of MHD generator, Different types of MHD generators, Conversion effectiveness, Practical MHD generators, Applications and economic aspects.

#### UNIT-IV

**Fuel Cells and Miscellaneous Sources:** Principle of action, Gibbs free energy, general description of fuel cells, types, construction, operational characteristics and applications, Geothermal system, characteristics of geothermal resources, Low head hydro-plants, Network Integration Issues: Overview of grid code technical requirements, Power system interconnection experiences in the world

#### **REFERENCES:**

- 1 G.D. Rai, Non-Conventional sources of Energy, Khanna Publishers, 2009
- 2 R.A. Coobe, An Introduction to Direct Energy Conservation, Pitman, 1968
- 3 M. A. Kettani, Direct Energy Conversion, Addison-Wesley Educational Publishers Inc, 1970
- 4 Robert L. Loftness, Energy Hand book, Van Nostrand Reinhold, 1984
- 5 D. M. Considine, Energy Technology Hand Book, McGraw-Hill; 1977
- 6 S. S. Rao, B. B. Parulekar, Energy Technology, Khanna Publishers, 1994
- 7 A. Ter-Gazarian, Energy storage for Power system, Peter Peregrinus Ltd, 1994
- 8 G. N. Tiwari and M. K. Ghosal, "Renewable Energy Applications", Narosa Publications, 2004
- 9 S. A. Abbasi. and N. Abbasi, Renewable Energy Sources and Their Environmental Impact, Prentice Hall of India, 2001
- 10 G. S. Sawhney, Non-Conventional Energy Resources, PHI Learning, 2012
- 11 B. H Khan., Non-Conventional Energy Resources, Tata McGraw Hill, 2009

*Mili*

*SA*

**Course Articulation Matrix:**

Course/Course Code: Renewable energy Resources (PEC-EE308-T),													Semester: VI		
	PO1	PO2	PO3	PO4	PO5	PO6	PO7	PO8	PO9	PO10	PO11	PO12	PSO1	PSO2	PSO3
CO1	2	-	2	-	-	2	3	-	-	-	-	2	1	2	1
CO2	-	-	2	-		3	3	-	-	-	-	2	1	1	1
CO3	2	-	2	-	1	2	3	-	-	-	1	1	2	2	1
CO4	2	-	2	1	1	2	3	-	-	-	2	1	2	2	2
CO5	1	-	2	1	2	3	3	-	-	-	2	1	1	3	2
CO6	1	-	3	1	2	2	3	-	-	-	1	1	1	2	3

**Correlation level:** 1- Slight /Low

2- Moderate/ Medium

3- Substantial/High

*Amil?*

*SA*

## NETWORK SYNTHESIS AND FILTERS

### General Course Information:

<p>Course Code: PEC-EE310-T                  Course Credits: 3.0                  Mode: Lecture (L)                  Type: Program Elective                  Teaching Schedule L T P: 3 0 0                  Examination Duration: 3 hours</p>	<p><b>Course Assessment Methods; Max. Marks: 100 (Internal: 30; External: 70)</b>                  Three minor tests, each of 20 marks, will be conducted. The third minor will be conducted in open book mode by the Course Coordinator. No date sheet will be issued for the third minor at the level of the Departments. For the purpose of internal assessment, the average of the highest marks obtained by a student in any two minor examinations will be considered. All the minor examination question papers will be prepared and evaluated by following the Outcome Based Education framework. Class Performance will be measured through percentage of lectures attended (4 marks) Assignments (4 marks) and class performance (2 marks).</p> <p>The end semester examination will be of 70 marks. For the end semester examination, nine questions are to be set by the examiner. Question number one will be compulsory and based on the entire syllabus. It will contain seven short answers type questions. Rest of the eight questions is to be given by setting two questions from each of the four units of the syllabus. A candidate is required to attempt any other four questions selecting one from each of the four units. All questions carry equal marks.</p>
--	--

### Course outcomes:

Sr. No.	Course outcomes	RBT* Level
	At the end of the course students will be able to:	
CO1.	Recall the knowledge about the reliability of network functions	<b>L1(Remembering)</b>
CO2.	Convert the mathematical driving point or transfer relations into realizable electrical circuits	<b>L2(Understanding)</b>
CO3.	Solve the numerical problem for system stability checking stability of the network function.	<b>L3(Apply)</b>
CO4.	Compare the different type of electrical components and materials.	<b>L4(Analysis)</b>
CO5.	To select the electrical circuit and filters in the field of engineering application.	<b>L5( Evaluating)</b>
CO6.	Convert the mathematical expression in the design form.	<b>L6(Creating)</b>

**\*Revised Bloom's Taxonomy Action verbs/Levels**

### Course Content

#### UNIT- I

Fundamental Concepts: Energy considerations, positive real condition, Hurwitz polynomials, Bounded realness, scattering description of networks.

#### UNIT-II

Lossless one port network functions, Foster reactance functions and theorem, canonical forms: Cauer's and Foster's, Synthesis of lossless LC Immitance functions, Synthesis of lossy RL and RC functions, Certain RLC function realizations. Fundamentals of two port network synthesis.

#### UNIT-III

Passive Filter Design: Analysis and Design of Constant K and m-derived filters, Active Filter Design: Amplitude and phase functions, amplitude approximations, phase approximations.

*Mil*      *SA*

simultaneous amplitude and phase approximations, Group delay response and equidistant linear phase approximations.

#### UNIT-IV

Maximally flat and Equi-ripple filters, Magnitude and frequency normalizations, frequency transformations; high Pass, Band-Pass, Band-stop filters, Impedance matching networks, Phase shift networks.

#### **REFERENCES:**

1. M.E. Vanvalkenburg, "Network Analysis", PHI, 3<sup>rd</sup> Edition, 2014.
2. H. Baher, "Synthesis of Electrical Networks", John Wiley & Sons, 1984.
3. S. P. Ghosh, A.K. Chakraborty, "Network Analysis and Synthesis" McGraw Hill, 2010
4. Franklin Kuo, "Network Analysis and Synthesis", Second Edition, Wiley, 2009.
5. D. Roy Choudhury, "Networks and Systems", New Age International Publications, 1988.
6. W. H. Hayt and J. E. Kemmerly, "Engineering Circuit Analysis", 9<sup>th</sup> Edition, McGraw Hill Education, 2018.

*Amili*

*SA*

**Course Articulation Matrix:**

Course/Course Code: Network Synthesis and Filters(PEC-EE310-T),													Semester: VI		
	PO1	PO2	PO3	PO4	PO5	PO6	PO7	PO8	PO9	PO10	PO11	PO12	PSO1	PSO2	PSO3
CO1	3	2	2	2	2	2	1	-	-	-	1	2	3	3	1
CO2	3	2	3	2	2	3	1	-	-	-	1	1	2	3	1
CO3	3	3	3	2	1	1	1	-	-	-	1	2	2	2	1
CO4	3	2	3	1	3	2	2	-	-	-	2	1	3	2	1
CO5	2	3	2	2	1	2	2	-	-	-	2	1	2	3	-
CO6	1	2	3	2	2	1	2	-	-	-	2	1	2	3	1

**Correlation level:**    1- Slight /Low        2- Moderate/ Medium        3- Substantial/High

*Mills*

*SA*

## DIGITAL SIGNAL PROCESSING

### General Course Information:

<p>Course Code: PEC-EE312-T                  Course Credits: 3                  Mode: Lecture (L)                  Type: Compulsory                  Teaching Schedule L T P: 3 0 0                  Examination Duration: 03 hours.</p>	<p><b>Course Assessment Methods; Max. Marks: 100 (Internal: 30; External: 70)</b>                  Three minor tests, each of 20 marks, will be conducted. The third minor will be conducted in open book mode by the Course Coordinator. No date sheet will be issued for the third minor at the level of the Departments. For the purpose of internal assessment, the average of the highest marks obtained by a student in any two minor examinations will be considered. All the minor examination question papers will be prepared and evaluated by following the Outcome Based Education framework. Class Performance will be measured through percentage of lectures attended (4 marks) Assignments (4 marks) and class performance (2 marks).</p> <p>The end semester examination will be of 70 marks. For the end semester examination, nine questions are to be set by the examiner. Question number one will be compulsory and based on the entire syllabus. It will contain seven short answers type questions. Rest of the eight questions is to be given by setting two questions from each of the four units of the syllabus. A candidate is required to attempt any other four questions selecting one from each of the four units. All questions carry equal marks.</p>
--	--

### Course outcomes:

Sr. No.	Course outcomes	RBT <sup>*</sup> Level
	At the end of the course students will be able to:	
CO1.	Understand the concept and advantages of digital signal processing.	<b>L1 (Remembering)</b>
CO2.	Summarize differences between time domain and frequency domain analysis tools.	<b>L2 (Understanding)</b>
CO3.	Apply DFT and FFT tools to determine the spectral components of a discrete time signal.	<b>L3 (Applying)</b>
CO4.	Examine the realization of digital filters using different realization structures.	<b>L4 (Analyzing)</b>
CO5.	Design and implement Finite Impulse Response (FIR) and Infinite Impulse Response (IIR) digital filters for processing of discrete time signals.	<b>L6 (Creating)</b>

\*Revised Bloom's Taxonomy Action verbs/Levels

### Course Content

#### UNIT-I

**Discrete Fourier Transform (DFT):** Frequency Domain Sampling and Reconstruction of Discrete-Time signals, Discrete Fourier Transform, DFT as a Linear Transformation, Properties of DFT, Linear filtering methods based on DFT: use of DFT in linear filtering, Filtering of long data Sequences.

**Fast Fourier Transform (FFT):** Fast Fourier Transform Algorithms, Radix-2 and Radix-4 FFT Algorithms, Applications of FFT Algorithms: Efficient Computation of the DFT of Two Real Sequences, Efficient Computation of the DFT of a 2N-Point Real Sequence; use of FFT in Linear filtering and correlation.

## UNIT-II

**Structures for FIR Systems:** Direct Form Structures, Cascade Form Structures, Frequency Sampling Structures, Lattice Structure.

**Structures for IIR Systems:** Direct Form Structures, Signal Flow graphs & Transposed Structures, Cascade Form Structures, Parallel Form Structures; Lattice & Lattice-Ladder Structures for IIR Systems.

## UNIT-III

**FIR & IIR Filter Design:** FIR and IIR filters properties, Design of FIR filters: importance of Linear Phase response, Design of linear phase FIR filters using Windows, Desirable Window function properties for FIR filter design, Frequency Sampling method for Linear Phase FIR Filter Design. Design steps for IIR Filter design, Design of IIR low pass analog filters: Butterworth, Chebyshev, Elliptic; Conversion of analog system to digital system by: Approximation of Derivatives, Impulse Invariance, Bilinear Transformation, Frequency Transformations.

## UNIT-IV

**Multirate Digital Signal Processing:** Introduction to Multirate digital signal processing, interpolation and decimation, sampling rate conversion by rational factor, filter design and implementation for sampling rate conversion, multistage decimator and interpolators, Applications of Multirate Signal Processing.

### REFERENCES:

- 1 J. G. Proakis, D. G. Manolakis, "Digital Signal Processing, Principles, Algorithms, & Applications", Prentice-Hall India.
- 2 T.K. Rawat, "Digital Signal Processing" Oxford University Press.
- 3 S. Mitra, "Digital Signal Processing- A computer based approach" TMH.
- 4 L. R. Rabiner & B. Gold, "Theory and Application of Digital Signal Processing", Prentice Hall India.
- 5 A. V. Oppenheim, R. W. Schaffer, J. R. Buck, "Discrete-Time Signal Processing", Prentice Hall India.
- 6 A. V. Oppenheim, R. W. Schaffer, "Digital Signal Processing", Prentice Hall India.
- 7 Salivahanan, Vallavaraj and Gnanapriya, "Digital Signal Processing", TMH.

*Anil*

*SA*

### Course Articulation Matrix:

Course/Course Code: Digital Signal Processing(PEC-EE312-T),													Semester: VI		
	PO1	PO2	PO3	PO4	PO5	PO6	PO7	PO8	PO9	PO10	PO11	PO12	PSO1	PSO2	PSO3
CO1	2	2	1	1	1	1	-	-	1	2	1	1	3	2	1
CO2	2	2	2	1	1	-	-	-	1	2	1	1	3	2	1
CO3	3	3	2	1	3	-	-	-	1	-	1	1	3	3	2
CO4	3	3	2	1	3	-	-	-	1	-	1	1	3	3	2
CO5	3	3	3	2	3	1	1	1	1	3	3	2	2	3	3

**Correlation level:**    1- Slight /Low

   2- Moderate/ Medium

   3- Substantial/High

*Mili*

*SA*



## MODELLING AND SIMULATION

### General Course Information:

Course Code: PEC-EE314-T Course Credits: 3.0 Mode: Lecture (L) and Tutorial (T) Type: Program Core Teaching Schedule L T P: 3 0 0 Examination Duration: 3 hours	<b>Course Assessment Methods; Max. Marks: 100 (Internal: 30; External: 70)</b> Three minor tests, each of 20 marks, will be conducted. The third minor will be conducted in open book mode by the Course Coordinator. No date sheet will be issued for the third minor at the level of the Departments. For the purpose of internal assessment, the average of the highest marks obtained by a student in any two minor examinations will be considered. All the minor examination question papers will be prepared and evaluated by following the Outcome Based Education framework. Class Performance will be measured through percentage of lectures attended (4 marks) Assignments (4 marks) and class performance (2 marks).  The end semester examination will be of 70 marks. For the end semester examination, nine questions are to be set by the examiner. Question number one will be compulsory and based on the entire syllabus. It will contain seven short answers type questions. Rest of the eight questions is to be given by setting two questions from each of the four units of the syllabus. A candidate is required to attempt any other four questions selecting one from each of the four units. All questions carry equal marks.
--	---

### Course Outcomes

Sr. No.	Course outcomes	RBT <sup>*</sup> Level
	At the end of the course students will be able to:	
CO1.	Recall the mathematical formulation.	<b>L1(Remembering)</b>
CO2.	Illustrate the complexity of real life problems with stochastic modeling	<b>L2(Understanding)</b>
CO3.	Solve the real life problems with comprehensive solution.	<b>L3(Apply)</b>
CO4.	Compare the performance of different frameworks.	<b>H1(Analysis)</b>
CO5.	Judge and utilize the simulation model on the basis of their performance.	<b>H2 (Evaluating)</b>
CO6.	Formulate the solution of different problems in the field of research and development.	<b>H3 (Creating)</b>

\*Revised Bloom's Taxonomy Action verbs/Level

### Course Content

#### UNIT-I

Review of Probability and Random Number generation, Generating continuous and discrete time random variables, Discussions on deterministic and stochastic modeling of engineering systems, Need for stochastic models, Ideas of model validation.

#### UNIT-II

Modeling of systems as discrete event systems (DES), Continuous time and discrete time Markov chains, Properties of DES (observability and controllability), Supervisory control of DES, Queuing models.

#### UNIT-III

Heuristic modeling, Neural, Fuzzy and Neuro-Fuzzy modeling and simulation of dynamical systems, Modeling of time delays and introduction to networked dynamical systems.

*Mil*      *sd*

#### UNIT-IV

Dynamical system simulation, Monte Carlo simulations, generation of simulation data and its statistical analysis, Statistical validation techniques, Goodness of fit test  $\chi^2$ , and others, Agent based simulation, Numerical issues in simulation of dynamical systems.

#### **REFERENCES:**

1. Sheldon Ross, "Simulation", Academic Press. Elsevier Imprint. 2006.
2. Sankar Sen Gupta. "System Simulation and Modeling", Pearson Education, 2013.
3. J. Banks, J. S. Carson, B. Nelson and D. M. Nicol, "Discrete Event system simulation", Pearson Education, 5th Edition, 2014.
4. J. R. Jang and C. Sun, "Neuro-Fuzzy Modeling and Control", Proceedings of IEEE, Vol. 83, No. 3, March 1995.

*Mili*  
*SA*

**Course Articulation Matrix:**

Course/Course Code: Modeling and Simulation (PEC-EE314-T)													Semester: VI		
	PO1	PO2	PO3	PO4	PO5	PO6	PO7	PO8	PO9	PO10	PO11	PO12	PSO1	PSO2	PSO3
CO1	3	2	2	2	2	-	-	-	1	-	1	1	3	2	1
CO2	2	2	2	2	2	2	-	-	-	1	1	1	3	2	-
CO3	2	2	2	2	2	2	-	-	-	1	2	2	3	1	-
CO4	2	3	3	3	2	1	-	-	-	1	2	2	3	2	-
CO5	2	2	2	2	2	1	-	-	-	1	2	2	3	2	-
CO6	2	2	3	2	3	1	1	1	1	1	3	3	3	2	1

**Correlation level:**      1- Slight /Low                      2- Moderate/ Medium                      3- Substantial/High

*Mih.*  
*SA*

**Detailed Syllabus**  
**of**  
**B. Tech (EE)**  
**Program Elective Course-2**

*Amli*

*SA*

## Electrical Machine Design

### General Course Information:

Course Code: PEC-EE403-T Course Credits: 3.0 Mode: Lecture (L) and Tutorial (T) Type: Program Core Teaching Schedule L T P: 3 0 0 Examination Duration: 3 hours	<b>Course Assessment Methods; Max. Marks: 100 (Internal: 30; External: 70)</b> Three minor tests, each of 20 marks, will be conducted. The third minor will be conducted in open book mode by the Course Coordinator. No date sheet will be issued for the third minor at the level of the Departments. For the purpose of internal assessment, the average of the highest marks obtained by a student in any two minor examinations will be considered. All the minor examination question papers will be prepared and evaluated by following the Outcome Based Education framework. Class Performance will be measured through percentage of lectures attended (4 marks) Assignments (4 marks) and class performance (2 marks).  The end semester examination will be of 70 marks. For the end semester examination, nine questions are to be set by the examiner. Question number one will be compulsory and based on the entire syllabus. It will contain seven short answers type questions. Rest of the eight questions is to be given by setting two questions from each of the four units of the syllabus. A candidate is required to attempt any other four questions selecting one from each of the four units. All questions carry equal marks.
--	---

### Course Outcomes

Sr. No.	Course outcomes	RBT* Level
	At the end of the course students will be able to:	
CO1.	Recall the basics of electric machines	<b>L1(Remembering)</b>
CO2.	Understand the performance of different types of electric machines.	<b>L2(Understanding)</b>
CO3.	Solve the problems related with electric machines.	<b>L3(Apply)</b>
CO4.	Compare the performance characteristics of electric machines.	<b>H1(Analysis)</b>
CO5.	Judge and use the machines on the basis of their utilization and performance.	<b>H2 (Evaluating)</b>

**\*Revised Bloom's Taxonomy Action verbs/Level**

### Course Content

#### UNIT-I

**INTRODUCTION TO DC MACHINES:** Major considerations in Electrical Machine Design, Electrical Engineering Materials, Space factor, Choice of Specific Electrical and Magnetic loading, Thermal considerations, Heat flow, Temperature rise, Rating of machines, Standard specifications. DC machines, Output Equations, Design of main dimensions, Magnetic circuit calculations, Carter's Coefficient, Net length of Iron, Real and Apparent flux densities, Selection of number of poles, Design of Armature, Design of commutator and brushes.

#### UNIT-II

**TRANSFORMERS:** Output Equations, Main Dimensions, kVA output for single and three-phase transformers, Window space factor, Overall dimensions, Operating characteristics, Regulation, No load current, Temperature rise in Transformers, Design of Tank, Methods of cooling of Transformers

*mil?*      *SA*

### UNIT-III

**INDUCTION MOTOR:** Output equation of Induction motor, Design of main dimensions, Length of air gap, Rules for selecting rotor slots of squirrel-cage machines, Design of rotor bars and slots, Design of end rings.

**SYNCHRONOUS MACHINES:** Pole construction, run away speed, output equation, choice of specific loading, Short circuit ratio, shape of pole face, Armature design, Armature parameters, Estimation of air gap length, Design of field system.

### UNIT-IV

**COMPUTER AIDED DESIGN:** Introduction, manual versus Computer aided design, Approach to Computer aided design, Design synthesis, Special Requirements, Program for Different machines. Computer aided design in industry, Illustrative design, limitations in Computer aided designs.

### **REFERENCES:**

1. A. K. Sawhney, "A Course in Electrical Machine Design", Dhanpat Rai & Sons, New Delhi, 2013
2. M.V. Deshpande, "Design and Testing of Electrical Machines". PHI learning Pvt Ltd, 2015.
3. G. Veinot Cyril, "Computer Aided Design of Electrical Machinery", MIT press London, UK.
4. H.M. Rai, "Electrical Machine Design", Sathiya Prakashan Publications, Third edition, 2004.
5. A.Shanmugasundaram, G.Gangadharan, R.Palani, "Electrical Machine Design Data Book", New Age International Pvt. Ltd., Reprint 2007.

*Mili*

*SA*

**Course Articulation Matrix:**

Course/Course Code: Electrical Machine Design (PEC-EE403-T)												Semester: VII			
	PO1	PO2	PO3	PO4	PO5	PO6	PO7	PO8	PO9	PO10	PO11	PO12	PSO1	PSO2	PSO3
CO1	3	2	1	2	-	-	-	-	-	-	-	2	1	1	1
CO2	3	2	1	2	2	1	-	-	-	-	-	1	2	2	1
CO3	3	3	2	1	1	-	-	-	1	-	-	1	3	3	1
CO4	3	2	2	2	1	-	-	-	1	-	1	2	2	3	1
CO5	3	2	2	1	-	1	-	2	-	2	3	2	2	2	2

**Correlation level:**      1- Slight /Low                      2- Moderate/ Medium                      3- Substantial/High

*miki*

*SA*

## ADVANCE POWER ELECTRONICS

### General Course Information:

<p>Course Code: PEC-EE405-T                  Course Credits: 3.0                  Mode: Lecture (L)                  Type: Program Elective                  Teaching Schedule L T P: 3 0 0                  Examination Duration: 3 hours</p>	<p><b>Course Assessment Methods; Max. Marks: 100 (Internal: 30; External: 70)</b>                  Three minor tests, each of 20 marks, will be conducted. The third minor will be conducted in open book mode by the Course Coordinator. No date sheet will be issued for the third minor at the level of the Departments. For the purpose of internal assessment, the average of the highest marks obtained by a student in any two minor examinations will be considered. All the minor examination question papers will be prepared and evaluated by following the Outcome Based Education framework. Class Performance will be measured through percentage of lectures attended (4 marks) Assignments (4 marks) and class performance (2 marks).</p> <p>The end semester examination will be of 70 marks. For the end semester examination, nine questions are to be set by the examiner. Question number one will be compulsory and based on the entire syllabus. It will contain seven short answers type questions. Rest of the eight questions is to be given by setting two questions from each of the four units of the syllabus. A candidate is required to attempt any other four questions selecting one from each of the four units. All questions carry equal marks.</p>
--	--

### Course outcomes:

Sr. No.	Course outcomes	RBT* Level
	At the end of the course students will be able to:	
CO1.	Reproduce technical and intellectual capability in Power Electronics & Power System and to develop interest for life-long learning.	<b>L1(Remembering)</b>
CO2.	Identify the drawbacks of speed control of motor by conventional methods.	<b>L2(Understanding)</b>
CO3.	Solve problems satisfactorily in the field of Power Electronics and Power System and arrive at appropriate solution.	<b>L3(Apply)</b>
CO4.	Compare, formulate and analyze a power electronic software based circuit design and its control drive performance.	<b>L4(Analysis)</b>
CO5.	Select the simulation software based on alternative solutions in an industries.	<b>L5( Evaluating)</b>
CO6.	Formulate and design mathematical modeling for various engineering problems	<b>L6(Creating)</b>

### \*Revised Bloom's Taxonomy Action verbs/Levels

#### Course Content

#### UNIT-I

Introduction to ordinary differential equation solvers, steps of using ODE solvers, Types of mathematical models, developing a model, Mathematical modeling of simple electrical, Mechanical and electro mechanical systems.

#### UNIT-II

Simulation of power electronic converters: State-space representation, Trapezoidal integration, M and N method.

#### UNIT-III

**Modeling:** Steady state analysis of converters, dynamic analysis of converters, state space average modeling, PWM modeling, modeling of converters operating in continuous and discontinuous conduction mode, converter transfer functions.

*Mit*      *SA*



**Simulation of electric drives:** Modeling of different PWM Techniques, Modeling and simulation of Induction motor, Vector controlled 3-Ph Induction motor.

#### UNIT-IV

**Control Techniques in Power Electronics:** State space modelling and simulation of linear systems, conventional controllers using small signal models, Fuzzy control, Hysteresis controllers, Output and state feedback switching controllers. Modeling, simulation of switching converters with state space averaging, State Space Averaging Technique and its application in simulation and design of power converters.

#### **REFERENCES:**

1. M. B. Patil, V. Ramnarayanan and V. T. Ranganathan, "Simulation of Power Electronic Converters" 1st Edition, Narosa Publishers, 2010.
2. Ned Mohan, T.M. Undeland and William P. Robbins, "Power Electronics-Converters. Applications", 3rd Edition, John Wiley & Sons, 2009.
3. Chee-Mun Ong, "Dynamic Simulation of Electric Machinery", Using Matlab/Simulink.

*Patil*      *SA*

**Course Articulation Matrix:**

Course/Course Code: Advance Power Electronics (PEC-EE405-T),												Semester: VII			
	PO1	PO2	PO3	PO4	PO5	PO6	PO7	PO8	PO9	PO10	PO11	PO12	PSO1	PSO2	PSO3
CO1	3	3	2	1	1	2	1	-	-	-	2	3	2	3	1
CO2	2	2	2	1	2	2	1	-	-	-	3	3	2	2	1
CO3	3	3	3	2	3	1	1	-	-	-	1	2	2	2	-
CO4	2	3	2	1	2	2	-	-	-	-	2	2	2	3	1
CO5	3	1	2	2	1	2	1	-	-	-	1	2	3	2	-
CO6	3	3	1	2	2	2	1	-	-	-	3	2	2	3	1

**Correlation level:**    1- Slight /Low            2- Moderate/ Medium            3- Substantial/High

*Mil*      *SA*

## RELIABILITY ENGINEERING

### General Course Information:

<p>Course Code: PEC-EE407-T                  Course Credits: 3.0                  Mode: Lecture (L)                  Type: Program Elective                  Teaching Schedule L T P: 3 0 0                  Examination Duration: 3 hours</p>	<p><b>Course Assessment Methods; Max. Marks: 100 (Internal: 30; External: 70)</b>                  Three minor tests, each of 20 marks, will be conducted. The third minor will be conducted in open book mode by the Course Coordinator. No date sheet will be issued for the third minor at the level of the Departments. For the purpose of internal assessment, the average of the highest marks obtained by a student in any two minor examinations will be considered. All the minor examination question papers will be prepared and evaluated by following the Outcome Based Education framework. Class Performance will be measured through percentage of lectures attended (4 marks) Assignments (4 marks) and class performance (2 marks).</p> <p>The end semester examination will be of 70 marks. For the end semester examination, nine questions are to be set by the examiner. Question number one will be compulsory and based on the entire syllabus. It will contain seven short answers type questions. Rest of the eight questions is to be given by setting two questions from each of the four units of the syllabus. A candidate is required to attempt any other four questions selecting one from each of the four units. All questions carry equal marks.</p>
--	--

### Course outcomes:

Sr. No.	Course outcomes	RBT <sup>+</sup> Level
	At the end of the course students will be able to:	
CO1.	Recall the concepts of probability and relate it with the reliability	<b>L1(Remembering)</b>
CO2.	Equip with fundamentals of reliability concepts and applications in the various fields of engineering with the focus on power systems	<b>L2(Understanding)</b>
CO3.	Apply various methods for reliability evaluation, prediction, allocation and optimization.	<b>L3(Apply)</b>
CO4.	Examine the failure modes & effects of different models of networks, generation system and distribution systems.	<b>L4(Analysis)</b>
CO5.	Draw reliability logic diagrams, fault trees, market graphs and find reliability functions	<b>L5( Evaluating)</b>
CO6.	Apply reliability theory to assessment of reliability in engineering design and power system planning	<b>L6(Creating)</b>

\*Revised Bloom's Taxonomy Action verbs/Levels

### Course Content

#### UNIT- I

**Basic Reliability Concepts:** Reliability and its importance, mortality curve, hazard rate, causes of failures, modes of failure, general reliability function and other reliability functions, Mean time to failure (MTTF), repair rate, mean-time-between failures (MTBF), availability, uptime, downtime, Failure frequency and failure distributions.

#### UNIT- II

**Reliability models:** Reliability models – statistical, structural, Markov and fault tree, Reliability evaluation using various models, Network modeling and reliability analysis of Series, Parallel, Series-Parallel networks and complex networks. Decomposition method.

*Miti*      *SA*

### UNIT- III

**Redundancy techniques and Reliability Testing:** Redundancy techniques, Reliability allocation and Redundancy optimization, Reliability Testing, Basic principles of maintainability, availability and security, Availability evaluation using Markov technique, Basic concepts of fuzzy reliability, failure frequency and loss of load probability

### UNIT- IV

**Generation and Distribution system reliability:** Reliability model of a generation system, recursive relation for unit addition and removal, Load modeling, Merging of generation load mode, Evaluation of transition rates for merged state model, Cumulative probability, Cumulative frequency of failure evaluation – LOLP, LOLE.

Distribution system reliability analysis – radial networks, Weather effects on transmission lines, Evaluation of load and energy indices

### **REFERENCES:**

1. E. Balaguruswamy, "Reliability Engineering", Tata McGraw-Hill Education, 1984
2. K. K. Aggarwal, "Reliability Engineering", Springer, 2012
3. M. L. Shooman, "Probabilistic Reliability-An Engineering approach", Krieger Pub Co., 1990
4. R. Ramkumar, "Reliability Engineering", Prentice Hall, 1st edition, 1996
5. A. K. Govil, "Reliability Engineering", McGraw-Hill Inc., 1983
6. R. Billinton, R. N. Allan, "Reliability Evaluation of Egg. System", Plenum Press, 1992
7. R. Billinton, R. N. Allan, "Reliability Evaluation of Power System", Plenum Press, 2008
8. S. E. Ebeling, "An Introduction to Reliability and Maintainability Engineering" Tata McGraw Hill,

*Mitai*  
*SA*

**Course Articulation Matrix:**

Course/Course Code: Reliability Engineering (PEC-EE407-T),													Semester: VII		
	PO1	PO2	PO3	PO4	PO5	PO6	PO7	PO8	PO9	PO10	PO11	PO12	PSO1	PSO2	PSO3
CO1	3	2	2	1	1	2	1	-	1	-	2	2	1	2	1
CO2	3	3	2	1	1	2	1	-	1	-	2	2	2	2	1
CO3	2	3	2	2	2	1	1	-	1	-	3	2	2	3	1
CO4	2	3	2	2	2	3	1	-	1	-	3	2	2	3	1
CO5	2	3	2	3	2	1	1	-	1	-	2	2	2	3	1
CO6	3	3	2	2	2	2	1	-	1	-	3	2	2	3	1

**Correlation level:**    1- Slight /Low                      2- Moderate/ Medium                      3- Substantial/High

*Mili*      *SA*

## UTILIZATION OF ELECTRICAL ENERGY

### General Course Information:

<p>Course Code: PEC-EE409-T          Course Credits: 3.0          Mode: Lecture (L)          Type: Program Elective          Teaching Schedule L T P: 3 0 0          Examination Duration: 3 hours</p>	<p><b>Course Assessment Methods; Max. Marks: 100 (Internal: 30; External: 70)</b>          Three minor tests, each of 20 marks, will be conducted. The third minor will be conducted in open book mode by the Course Coordinator. No date sheet will be issued for the third minor at the level of the Departments. For the purpose of internal assessment, the average of the highest marks obtained by a student in any two minor examinations will be considered. All the minor examination question papers will be prepared and evaluated by following the Outcome Based Education framework. Class Performance will be measured through percentage of lectures attended (4 marks) Assignments (4 marks) and class performance (2 marks).</p> <p>The end semester examination will be of 70 marks. For the end semester examination, nine questions are to be set by the examiner. Question number one will be compulsory and based on the entire syllabus. It will contain seven short answers type questions. Rest of the eight questions is to be given by setting two questions from each of the four units of the syllabus. A candidate is required to attempt any other four questions selecting one from each of the four units. All questions carry equal marks.</p>
--	--

### Course outcomes:

Sr. No.	Course outcomes	RBT* Level
	At the end of the course students will be able to:	
CO1.	State the working principle of electric power utilization and their application in real life	<b>L1(Remembering)</b>
CO2.	Select proper traction systems depending upon application considering economic and technology up-gradation.	<b>L2(Understanding)</b>
CO3.	Employ mathematical and graphical analysis considering different practical issues to design of traction system; analyze the performance parameter of the traction system.	<b>L3(Apply)</b>
CO4.	Examine various applications in indoor and outdoor application areas where use of light sources are essential.	<b>L4(Analysis)</b>
CO5.	Develop a clear idea on various illumination techniques and hence design lighting scheme for specific applications.	<b>L5( Evaluating)</b>
CO6.	State the working principle of electric power utilization and their application in real life	<b>L6(Creating)</b>

\*Revised Bloom's Taxonomy Action verbs/Levels

### Course Content

#### UNIT-I

**Illumination:** Terminology, Laws of illumination, Photometry, lighting calculations. Electric lamps – Different types of lamps, LED lighting and Energy efficient lamps. Design of lighting schemes – factory lighting - flood lighting – street lighting.

#### UNIT-II

**Electric Heating:** Types of heating and applications, Electric furnaces - Resistance, inductance and Arc Furnaces, Electric welding and sources of welding, Electrolytic processes – electro-metallurgy and electro-plating. Refrigeration-Domestic refrigerator and water coolers – Air -

*Handwritten signatures*

Conditioning-Various types of air conditioning system and their applications, smart air conditioning units - Energy Efficient motors

### UNIT-III

**Electrolytic Processes:** Introduction, Electrolyte, Ionization, Definition of various terms used in Electrolysis, Faradays' laws of Electrolysis, Extraction of Metals, Refining of metals, Electro-Deposition, Power Supply for Electrolytic Processes.

### UNIT-IV

**Traction System:** Requirement of an ideal traction system, power supply, traction drives, electric braking, Train movement (speed time curve, simplified speed time curve, average speed and schedule speed). Use of AC series motor and Induction motor for traction.

**Traction motor control:** DC series motor control, multiple unit control, braking of electric motors.

### **REFERENCES:**

1. Dr. Uppal S.L. and Prof. S. Rao, "Electrical Power Systems", Khanna Publishers, New Delhi, 15th Edition, 2014.
2. Gupta, J.B., "Utilization of Electrical Energy and Electric Traction", S. K. Kataria and Sons, 10th Edition, 2012.
3. Rajput R.K., "Utilization of Electrical Power", Laxmi Publications, 1st Edition, 2006.
4. N. V. Suryanarayana, "Utilization of Electrical Power", New Age International Publishers, Reprinted 2005.
5. C. L. Wadhwa. "Generation Distribution and Utilization of Electrical Energy", New Age International Publishers. 4th Edition, 2011.
6. H. Partab, "Modern Electric Traction", Dhanpat Rai & Co., 3rd Edition, 2012.

*Prithi*

*SA*

**Course Articulation Matrix:**

Course/Course Code: Utilization Of Electrical Energy(PEC-EE409-T),													Semester: VII		
	PO1	PO2	PO3	PO4	PO5	PO6	PO7	PO8	PO9	PO10	PO11	PO12	PSO1	PSO2	PSO3
CO1	3	3	2	1	2	2	1	-	-	-	1	3	3	3	1
CO2	3	2	2	1	2	2	1	-	-	-	3	3	2	2	1
CO3	2	3	1	2	3	2	2	-	-	-	2	2	3	2	-
CO4	3	3	2	1	2	2	-	-	-	-	2	2	2	3	1
CO5	3	2	2	2	1	2	1	-	-	-	1	2	2	2	-
CO6	3	3	1	2	2	2	2	-	-	-	2	2	2	3	1

**Correlation level:**      1- Slight /Low                      2- Moderate/ Medium              3-  
Substantial/High

*Miki*      *SA*



**Detailed Syllabus**  
**of**  
**B. Tech (EE)**  
**Program Elective Course-3**

*Mitli SA*

## ENERGY MANAGEMENT AND AUDITING

### General Course Information:

<p>Course Code: PEC-EE411-T                  Course Credits: 3.0                  Mode: Lecture (L) and Tutorial (T)                  Type: Program Core                  Teaching Schedule L T P: 3 0 0                  Examination Duration: 3 hours</p>	<p><b>Course Assessment Methods; Max. Marks: 100 (Internal: 30; External: 70)</b></p> <p>Three minor tests, each of 20 marks, will be conducted. The third minor will be conducted in open book mode by the Course Coordinator. No date sheet will be issued for the third minor at the level of the Departments. For the purpose of internal assessment, the average of the highest marks obtained by a student in any two minor examinations will be considered. All the minor examination question papers will be prepared and evaluated by following the Outcome Based Education framework. Class Performance will be measured through percentage of lectures attended (4 marks) Assignments (4 marks) and class performance (2 marks).</p> <p>The end semester examination will be of 70 marks. For the end semester examination, nine questions are to be set by the examiner. Question number one will be compulsory and based on the entire syllabus. It will contain seven short answers type questions. Rest of the eight questions is to be given by setting two questions from each of the four units of the syllabus. A candidate is required to attempt any other four questions selecting one from each of the four units. All questions carry equal marks.</p>
---	--

### Course Outcomes

Sr. No.	Course outcomes	RBT* Level
	At the end of the course students will be able to:	
CO1.	Describe the present state of energy scenario	<b>L1(Remembering)</b>
CO2.	Describe the energy management and savings through the different levels during utilization	<b>L2(Understanding)</b>
CO3.	Solve the problems related with energy management and audit.	<b>L3(Apply)</b>
CO4.	Perform economic and energy efficiency analysis of various electrical devices on the behalf of their energy audit report.	<b>H1(Analysis)</b>
CO5.	Create energy audit report for industrial, residential and commercial consumers	<b>H3 (Creating)</b>

\*Revised Bloom's Taxonomy Action verbs/Level

### Course Content

#### UNIT-I

**Energy Scenario:** Commercial and Non-Commercial Energy, Primary and Secondary Energy Resources, Conventional and non-conventional energy, Commercial Energy Production, Final Energy Consumption, Energy Needs of Growing Economy, Long Term Energy Scenario, Energy Pricing, Energy Sector Reforms, Energy and Environment: Air Pollution, Climate Change, Energy Security, Energy Conservation and its Importance, Energy Strategy for the Future

#### UNIT-II

**Energy Management Functions:** Need for energy management, Energy management program, Organizational Structure, Energy Policy, Planning, Audit Planning, Educational Planning, Strategic Planning, Reporting

#### UNIT-III

**Electrical Energy Management:** Electricity tariff, Electrical Load Management and Maximum Demand Control, Maximum demand controllers, Power Factor & Its importance, Automatic power

*Mili*      *SA*

factor controllers, Energy efficient motors, Soft starters with energy saver, Energy efficient transformers, Electronic ballast, Energy efficient lighting controls

#### UNIT-IV

**Energy Audit:** Definition, Energy audit- need, Types of energy audit, Energy Auditing Services, Basic Components of an Energy Audit, Specialized Audit Tools, Industrial Audits, Commercial Audits, Residential Audits, Indoor Air Quality and basics of economic analysis.

#### **REFERENCES:**

1. Wayne C. Turner, Steve Doty, "Energy Management Hand book", The Fairmont Press, 6th Edition, 2007
2. Amit K. Tyagi, "Handbook on Energy Audits and Management", Tata Energy Research Institute, 2nd reprint, 2003.
3. Barney L. Capehart, Wayne C. Turner, William J. Kennedy, "Guide to Energy Management", CRC Press.
4. [www.bee-india.nic.in](http://www.bee-india.nic.in), BEE Reference book: no.1/2/3/4.

*Amit*

*SA*

**Course Articulation Matrix:**

Course/Course Code: Energy Management and Auditing (PEC-EE411-T)													Semester: VII		
	PO1	PO2	PO3	PO4	PO5	PO6	PO7	PO8	PO9	PO10	PO11	PO12	PSO1	PSO2	PSO3
CO1	2	2	2	-	-	3	3	-	-	-	-	3	2	2	2
CO2	3	2	1	-	2	-	-	-	2	-	-	-	2	2	1
CO3	2	3	2	2	-	-	-	-	-	-	2	-	3	3	2
CO4	2	2	2	-	2	-	-	2	-	2	3	3	2	3	2
CO5	2	2	2	2	2	-	-	2	3	3	3	2	3	3	3

**Correlation level:**      1- Slight /Low                      2- Moderate/ Medium                      3- Substantial/High

*Mili*

*SA*

## SOFT COMPUTING

### General Course Information:

<p>Course Code: PEC-EE413-T Course Credits: 3.0 Mode: Lecture (L) and Tutorial (T) Type: Program Core Teaching Schedule L T P: 3 0 0 Examination Duration: 3 hours</p>	<p><b>Course Assessment Methods; Max. Marks: 100 (Internal: 30; External: 70)</b></p> <p>Three minor tests, each of 20 marks, will be conducted. The third minor will be conducted in open book mode by the Course Coordinator. No date sheet will be issued for the third minor at the level of the Departments. For the purpose of internal assessment, the average of the highest marks obtained by a student in any two minor examinations will be considered. All the minor examination question papers will be prepared and evaluated by following the Outcome Based Education framework. Class Performance will be measured through percentage of lectures attended (4 marks) Assignments (4 marks) and class performance (2 marks).</p> <p>The end semester examination will be of 70 marks. For the end semester examination, nine questions are to be set by the examiner. Question number one will be compulsory and based on the entire syllabus. It will contain seven short answers type questions. Rest of the eight questions is to be given by setting two questions from each of the four units of the syllabus. A candidate is required to attempt any other four questions selecting one from each of the four units. All questions carry equal marks.</p>
--	--

### Prerequisites:

### Course Outcomes

Sr. No.	Course outcomes	RBT* Level
	At the end of the course students will be able to:	
CO1.	Recall the basics of power system.	<b>L1(Remembering)</b>
CO2.	Describe the performance of different soft computing techniques in the context of power system.	<b>L2(Understanding)</b>
CO3.	Solve the problems related with soft computing techniques in the context of power system.	<b>L3(Apply)</b>
CO4.	Compare the performance soft computing techniques for optimization of system.	<b>H1(Analysis)</b>
CO5.	Judge and analyze the performance of system with the implementation of soft computing techniques.	<b>H2 (Evaluating)</b>
CO6.	Create new algorithm (model) for the betterment of power system operation with economics parameters.	<b>H3 (Creating)</b>

\*Revised Bloom's Taxonomy Action verbs/Level

### Course Content

#### UNIT-I

**Soft Computing:** Introduction, requirement, different soft computing techniques and their characteristics, comparison with hard computing, applications.

*Mili*      *SA*

## UNIT II

**Fuzzy sets and Fuzzy logic:** Introduction, Fuzzy sets versus crisp sets, properties of fuzzy sets, operations on fuzzy sets, Extension principle, Fuzzy relations, Linguistic variables, linguistic terms, Linguistic hedges, Fuzzy reasoning, Mamdani and TSK fuzzy inference systems, Applications.

## UNIT III

**Artificial Neural Network:** Introduction, comparison with biological neural network, basic models of artificial neuron, different architectures of ANN, Learning techniques, Applications.

## UNIT IV

**Evolutionary algorithms:** Genetic Algorithm (GA), different operators of GA, convergence of Genetic Algorithm, Particle swarm optimization algorithm, other Applications of GA.

### **REFERENCES:**

1. J.S.R.Jang, C.T.Sun, E.mizutani, "Neuro Fuzzy & Soft Computing", Pearson Education.
2. S. Rajasekaran, GA Vijayalakshmi Pai, "Neural Networks, Fuzzy Logic & Genetic Algorithms -Synthesis & Applications", PHI Publication.
3. D.E.Goldberg, "Genetic Algorithms in Search optimization & Machine Learning", Addison - Wesley Pub. Co.
4. J.M. Zurada, "Artificial Neural Systems", West Publishing Co., New York.
5. Simon Haykin, "Neural Networks - A Comprehensive Foundation", Prentice Hall.
6. Bart Kosko, "Neural Networks & Fuzzy Systems", PHI Publication.

*M. L. S. A.*

**Course Articulation Matrix:**

Course/Course Code: Soft Computing (PEC-EE413-T)										Semester: VII					
	PO1	PO2	PO3	PO4	PO5	PO6	PO7	PO8	PO9	PO10	PO11	PO12	PSO1	PSO2	PSO3
CO1	2	1	1	1	1	-	-	-	-	-	-	1	2	1	1
CO2	2	2	2	2	3	-	-	-	-	-	-	1	2	2	1
CO3	3	2	2	2	2	-	-	-	-	-	-	1	3	3	1
CO4	3	2	2	2	2	-	1	-	-	-	-	1	2	3	1
CO5	3	2	2	2	2	-	1	-	-	-	-	1	2	2	1
CO6	3	2	2	2	3	1	1	1	2	1	3	2	2	2	1

**Correlation level:**      1- Slight /Low                      2- Moderate/ Medium                      3- Substantial/High

*Amil*  
*SA*

## SCADA SYSTEM AND APPLICATIONS

### General Course Information:

<p>Course Code: PEC-EE415-T                  Course Credits: 3.0                  Mode: Lecture (L)                  Type: Program Elective                  Teaching Schedule L T P: 3 0 0                  Examination Duration: 3 hours</p>	<p><b>Course Assessment Methods; Max. Marks: 100 (Internal: 30; External: 70)</b>                  Three minor tests, each of 20 marks, will be conducted. The third minor will be conducted in open book mode by the Course Coordinator. No date sheet will be issued for the third minor at the level of the Departments. For the purpose of internal assessment, the average of the highest marks obtained by a student in any two minor examinations will be considered. All the minor examination question papers will be prepared and evaluated by following the Outcome Based Education framework. Class Performance will be measured through percentage of lectures attended (4 marks) Assignments (4 marks) and class performance (2 marks).</p> <p>The end semester examination will be of 70 marks. For the end semester examination, nine questions are to be set by the examiner. Question number one will be compulsory and based on the entire syllabus. It will contain seven short answers type questions. Rest of the eight questions is to be given by setting two questions from each of the four units of the syllabus. A candidate is required to attempt any other four questions selecting one from each of the four units. All questions carry equal marks.</p>
--	--

### Course outcomes:

Sr. No.	Course outcomes	RBT* Level
	At the end of the course students will be able to:	
CO1.	Describe the basic tasks of Supervisory Control Systems (SCADA) as well as their typical applications	L1(Remembering)
CO2.	Identify different elements of SCADA.	L2(Understanding)
CO3.	Solve the problems related to I/O module, Data Acquisition System and Communication Networks using Standard Devices.	L3(Apply)
CO4.	Examine the problem associated with the industrial application.	L4(Analysis)
CO5.	Evaluate the SCADA performance on the basis of application and behaviour.	L5( Evaluating)
CO6.	Design and analysis of general structure of an automated process for real time applications using SCADA	L6(Creating)

\*Revised Bloom's Taxonomy Action verbs/Levels

### Course Content

#### UNIT- I

**Introduction:** Introduction to SCADA systems, Fundamental Principle of Modern SCADA Systems, Monitoring and supervisory functions, Application area of SCADA system.

#### UNIT- II

SCADA System Components, Remote Terminal Unit-(RTU), Intelligent Electronic Devices (IED), Programmable Logic Controller (PLC), Communication Network, SCADA Server, SCADA/HMI Systems.

#### UNIT- III

**SCADA Architecture:** Various SCADA architectures, advantages and disadvantages of each system - single unified standard architecture -IEC 61850 SCADA Communication: various

*Mili SA*



industrial communication technologies -wired and wireless methods and fiber optics. Open standard communication protocols.

#### UNIT- IV

**SCADA Applications:** Utility applications- Transmission and Distribution sector -operations, monitoring, analysis and improvement. Industries - oil, gas and water. Case studies, Implementation, Simulation exercises.

#### **REFERENCES:**

1. Stuart A. Boyer, "SCADA-Supervisory Control and Data Acquisition", Instrument Society of America Publications, USA, 2004
2. William T. Shaw, "Cybersecurity for SCADA systems", Penn Well Books, 2006
3. David Bailey, Edwin Wright, "Practical SCADA for industry", Newnes Publication, 2003
4. KLS Sharma, "Overview of Industrial Process Automation", Elsevier Publication

*Mili*  
*SA*

**Course Articulation Matrix:**

Course/Course Code: SCADA System and Applications(PEC-EE415-T),													Semester: VII		
	PO1	PO2	PO3	PO4	PO5	PO6	PO7	PO8	PO9	PO10	PO11	PO12	PSO1	PSO2	PSO3
CO1	3	3	3	2	2	1	-	-	-	-	2	3	2	3	2
CO2	3	2	3	2	3	2	-	-	-	-	2	3	2	3	1
CO3	2	3	3	2	2	3	-	-	-	-	3	2	3	3	1
CO4	3	2	2	2	3	1	-	-	-	-	3	1	2	2	1
CO5	2	3	3	2	2	1	-	-	-	-	2	1	2	2	2
CO6	2	3	2	2	2	2	-	-	-	-	2	2	2	1	1

**Correlation level:** 1- Slight /Low                      2- Moderate/ Medium                      3- Substantial/High

*Milif*

*SA*

## INTERNET OF THINGS (IOT)

### General Course Information:

<p>Course Code: PEC-EE417-T          Course Credits: 3.0          Mode: Lecture (L) and Tutorial (T)          Type: Program Core          Teaching Schedule L T P: 3 0 0          Examination Duration: 3 hours</p>	<p><b>Course Assessment Methods; Max. Marks: 100 (Internal: 30; External: 70)</b></p> <p>Three minor tests, each of 20 marks, will be conducted. The third minor will be conducted in open book mode by the Course Coordinator. No date sheet will be issued for the third minor at the level of the Departments. For the purpose of internal assessment, the average of the highest marks obtained by a student in any two minor examinations will be considered. All the minor examination question papers will be prepared and evaluated by following the Outcome Based Education framework. Class Performance will be measured through percentage of lectures attended (4 marks) Assignments (4 marks) and class performance (2 marks).</p> <p>The end semester examination will be of 70 marks. For the end semester examination, nine questions are to be set by the examiner. Question number one will be compulsory and based on the entire syllabus. It will contain seven short answers type questions. Rest of the eight questions is to be given by setting two questions from each of the four units of the syllabus. A candidate is required to attempt any other four questions selecting one from each of the four units. All questions carry equal marks.</p>
---	--

### Course Outcomes

Sr. No.	Course outcomes	RBT* Level
	At the end of the course students will be able to:	
CO1.	Memorize the basic concepts of Internet, embedded system and wireless network.	<b>L1(Remembering)</b>
CO2.	Understand the concepts of Internet of Things	<b>L2(Understanding)</b>
CO3.	Choose the specific application to apply the concept of IOT.	<b>L3(Apply)</b>
CO4.	Analyze basic protocols in wireless sensor network.	<b>H1(Analysis)</b>
CO5.	Design IOT applications in different domain and be able to analyze their performance	<b>H3 (Creating)</b>

\*Revised Bloom's Taxonomy Action verbs/Level

### Course Content

#### UNIT-I

**Introduction and Concepts of IOT:** Introduction to IOT, definition and characteristics of IOT, Architecture of Internet of Things, Physical and logical design of IOT, IOT enabling technologies. IOT levels and deployment templates, Domain specific IOTs, home automation, cities, environment, Domain specific IOTs, Energy, retail, agriculture, industry, health and lifestyle.

#### UNIT-II

**IOT Challenges & IOT-M2M Communication:** Design challenges, Development challenges, Security challenges, Other challenges, Machine to Machine, Difference between IoT and M2M, Software define Network, Wireless medium access issues, MAC protocol survey, Survey routing protocols, Sensor deployment & Node discovery, Data aggregation & dissemination,

#### UNIT-III

**Introduction to Hardware used for IoT:** Microcontrollers, Microprocessors, Sensors, Introduction to Arduino, RF Protocols: RFID, NFC, Bluetooth Low Energy (BLE), IPv6 for Low Power and Lossy Networks (6LoWPAN) and Routing, Protocol for Low power and lossy networks (RPL).

*Miki*  
*GA*

#### UNIT-IV

**Developing IOTs:** Introduction to Python, Introduction to different IOT tools, Developing applications through IOT tools, Developing sensor based application through embedded system platform. Implementing IOT concepts with python.

#### **REFERENCES:**

1. Arshdeep Bahga, Vijay Madiseti, "Internet of Things, A Hands -on Approach", 1<sup>st</sup> Edition University Press, 2015.
2. Oliver Hersent, David Boswarthick, Omar Elloumy, "The Internet of Things", 1<sup>st</sup> Edition , 2015.
3. Michael Miller, "The Internet of Things, How Smart TVs, Smart Cars, Smart Homes, and Smart Cities are changing the World", 1<sup>st</sup> edition, Pearson 2015.

Mili

SA

**Course Articulation Matrix:**

Course/Course Code: Internet of Things (PEC-EE417-T)												Semester: VII			
	PO1	PO2	PO3	PO4	PO5	PO6	PO7	PO8	PO9	PO10	PO11	PO12	PSO1	PSO2	PSO3
CO1	2	-	2	1	-	-	-	-	-	-	-	1	2	-	1
CO2	3	2	-	-	-	-	-	-	-	-	-	1	2	2	-
CO3	3	-	3	2	-	-	-	-	-	-	-	1	3	-	-
CO4	3	1	-	1	-	-	-	-	-	-	-	1	3	2	-
CO5	3	3	3	2	-	-	-	-	-	-	-	1	3	2	-

**Correlation level:**      1- Slight /Low                      2- Moderate/ Medium                      3- Substantial/High

*Mili*                      ~~SA~~

**Detailed Syllabus**  
**of**  
**B. Tech (EE)**  
**Program Elective Course-4**

*Mili*      *SA*

## FLEXIBLE AC TRANSMISSION SYSTEMS

### General Course Information:

<p>Course Code: PEC-EE404-T</p> <p>Course Credits: 3.0</p> <p>Mode: Lecture (L)</p> <p>Type: Program Elective</p> <p>Teaching Schedule L T P: 3 0 0</p> <p>Examination Duration: 03 hours</p>	<p><b>Course Assessment Methods; Max. Marks: 100 (Internal: 30; External: 70)</b></p> <p>Three minor tests, each of 20 marks, will be conducted. The third minor will be conducted in open book mode by the Course Coordinator. No date sheet will be issued for the third minor at the level of the Departments. For the purpose of internal assessment, the average of the highest marks obtained by a student in any two minor examinations will be considered. All the minor examination question papers will be prepared and evaluated by following the Outcome Based Education framework. Class Performance will be measured through percentage of lectures attended (4 marks) Assignments (4 marks) and class performance (2 marks).</p> <p>The end semester examination will be of 70 marks. For the end semester examination, nine questions are to be set by the examiner. Question number one will be compulsory and based on the entire syllabus. It will contain seven short answers type questions. Rest of the eight questions is to be given by setting two questions from each of the four units of the syllabus. A candidate is required to attempt any other four questions selecting one from each of the four units. All questions carry equal marks.</p>
---	--

### Course outcomes:

Sr. No.	Course outcomes	RBT* Level
	At the end of the course students will be able to:	
CO1.	Revise the basics of power transmission networks and need for FACTS controllers	L1(Remembering)
CO2.	Understand and classify different power system FACTS Controllers	L2(Understanding)
CO3.	Demonstrate the scope of the specific FACTS controllers for power flow control issues in transmission lines.	L3(Apply)
CO4.	Analyze the operation of various FACTS controllers and solve simple power systems with FACTS controllers	L4(Analysis)
CO5.	Select the specific FACTS controllers for power system compensation	L5( Evaluating)
CO6.	Design simple FACTS controllers	L6(Creating)

\*Revised Bloom's Taxonomy Action verbs/Levels

### Course Content

#### UNIT- I

**Introduction:** Review of basics of power transmission networks, Control of power flow in AC transmission line, Analysis of uncompensated AC Transmission line, Passive reactive power compensation: Effect of series and shunt compensation at the mid-point of the line on power transfer, Need for FACTS controllers, Types of FACTS controllers.

#### UNIT- II

**Static VAR compensator (SVC):** Configuration of SVC, Voltage regulation by SVC, Modeling of SVC for load flow and stability analysis, Modeling of SVC for studies, Design of SVC to regulate the

*Ami*      *SA*

mid-point voltage of a SMIB system, Applications: transient stability enhancement and power oscillation damping of SMIB system with SVC connected at the mid-point of the line.

### UNIT- III

**Thyristor and GTO thyristor controlled series capacitors (TCSC and GCSC):** Concepts of Controlled Series Compensation – Operation of TCSC and GCSC- Analysis of TCSC-GCSC – Modeling of TCSC and GCSC for load flow and stability analysis, Applications of TCSC and GCSC

### UNIT- IV

**Voltage source converter based facts controllers:** Static synchronous compensator (STATCOM), Static synchronous series compensator (SSSC), Operation of STATCOM and SSSC; Power flow control with STATCOM and SSSC, Modeling of STATCOM and SSSC for power flow and transient stability studies, Operation of Unified and Interline power flow controllers (UPFC and IPFC), Modeling of UPFC and IPFC for load flow studies, Applications.

### **REFERENCES:**

1. R. M. Mathur, , R. K. Varma, "Thyristor – Based Facts Controllers for Electrical Transmission Systems", IEEE press and John Wiley & Sons, Inc.
2. K.R. Padiyar, "FACTS Controllers in Power Transmission and Distribution", New Age International (P) Ltd., Publishers, New Delhi, Reprint 2008,
3. A.T. John, "Flexible AC Transmission System". Institution of Electrical and Electronic Engineers (IEEE), 1999.
4. N. G. Hingorani, L. Gyugyi, "Understanding FACTS Concepts and Technology of Flexible AC Transmission System", Standard Publishers, Delhi 2001.
5. V. K. Sood, "HVDC and FACTS controllers- Applications of Static Converters in Power System", 2004, Kluwer Academic Publishers.
6. T. J. E. Miller, "Reactive Power Control In Electric Systems", Wiley Publications, 1982.

*Miller SA*



**Course Articulation Matrix:**

Course/Course Code: Flexible AC Transmission System(PEC-EE404-T),													Semester: VIII		
	PO1	PO2	PO3	PO4	PO5	PO6	PO7	PO8	PO9	PO10	PO11	PO12	PSO1	PSO2	PSO3
CO1	3	-	1	-	2	2	2	-	-	-	1	2	1	1	1
CO2	2	-	1	1	1	-	1	-	-	-	-	2	2	1	1
CO3	2	1	2	1	1	1	1	-	1	-	1	2	2	1	1
CO4	2	3	2	2	2	3	1	-	1	-	1	2	2	1	1
CO5	2	2	2	3	2	1	1	-	1	-	1	2	2	3	1
CO6	2	2	3	2	2	2	1	-	1	-	1	2	2	3	1

**Correlation level:**      1- Slight /Low                      2- Moderate/ Medium                      3- Substantial/High

*SA*      *Miki*

## DISTRIBUTED GENERATION

### General Course Information:

<p>Course Code: PEC-EE406-T                  Course Credits: 3.0                  Mode: Lecture (L)                  Type: Program Elective                  Teaching Schedule L T P: 3 0 0                  Examination Duration: 3 hours</p>	<p><b>Course Assessment Methods; Max. Marks: 100 (Internal: 30; External: 70)</b>                  Three minor tests, each of 20 marks, will be conducted. The third minor will be conducted in open book mode by the Course Coordinator. No date sheet will be issued for the third minor at the level of the Departments. For the purpose of internal assessment, the average of the highest marks obtained by a student in any two minor examinations will be considered. All the minor examination question papers will be prepared and evaluated by following the Outcome Based Education framework. Class Performance will be measured through percentage of lectures attended (4 marks) Assignments (4 marks) and class performance (2 marks).</p> <p>The end semester examination will be of 70 marks. For the end semester examination, nine questions are to be set by the examiner. Question number one will be compulsory and based on the entire syllabus. It will contain seven short answers type questions. Rest of the eight questions is to be given by setting two questions from each of the four units of the syllabus. A candidate is required to attempt any other four questions selecting one from each of the four units. All questions carry equal marks.</p>
--	--

### Course outcomes:

Sr. No.	Course outcomes	RBT* Level
	At the end of the course students will be able to:	
CO1.	Describe the various technical and economic benefits of Distributed Generations.	<b>L1(Remembering)</b>
CO2.	Recognize the need of siting and sizing of distributed generation along with their effect on distribution system.	<b>L2(Understanding)</b>
CO3.	Apply economic feasibility analysis	<b>L3(Apply)</b>
CO4.	Examine the technical issue in Distributed Generations system	<b>L4(Analysis)</b>
CO5.	Evaluate the appropriate optimization technique suitable for Distributed Generations.	<b>L5( Evaluating)</b>
CO6.	Develop a Model a micro grid taking into consideration the planning and operational issues of the Distributed Generations to be connected in the system	<b>L6(Creating)</b>

\*Revised Bloom's Taxonomy Action verbs/Levels

### Course Content

#### UNIT- I

**Introduction:** Conventional power generation: advantages and disadvantages, Energy crises, Nonconventional energy (NCE) resources: basics of Solar PV, Wind Energy systems, Fuel Cells, micro-turbines, biomass, and tidal sources.

#### UNIT-II

**Distributed Generations:** Concept of distributed generations, Topologies, selection of sources, regulatory standards/ framework, Standards for interconnecting Distributed resources to electric power systems: IEEE 1547, Energy storage elements: Batteries, ultra-capacitors, flywheels, Superconducting magnetic energy storage.

*Mil*

*SA*

### UNIT-III

**Micro grids:** Concept and definition of micro grid, micro grid drivers and benefits, review of sources of Micro grids, typical structure and configuration of a Micro grid, AC and DC Micro grids, Power Electronic interfaces in DC and AC Micro grids.

### UNIT-IV

**Impact of Grid Integration:** Requirements for grid interconnection, limits on operational parameters: voltage, frequency, THD Impact of grid integration with NCE sources on existing power system: reliability, stability and power quality issues.

### **REFERENCES:**

1. D. N. Gaonkar, "Distributed Generation", In-Tech publications.
2. Magdi S. Mahmoud, Fouad M. AL-Sunni, "Control and Optimization of Distributed Generation Systems", Springer International Publishing.
3. Loi Lei Lai, Tze Fun Chan, "Distributed Generation: Induction and Permanent Magnet Generators", October 2007, Wiley-IEEE Press.
4. M. Godoy Simoes, Felix A. Farret, 'Renewable Energy Systems – Design and Analysis with Induction Generators', CRC press.
5. F. Katiraei, M.R. Iravani, "Transients of a Micro-Grid System with Multiple Distributed Energy Resources", International Conference on Power Systems Transients (IPST'05) in Montreal, Canada on June 19-23, 2005.

*mtf*      *SA*



## POWER QUALITY

### General Course Information:

<p>Course Code: PEC-EE408-T          Course Credits: 3.0          Mode: Lecture (L) and Tutorial (T)          Type: Program Core          Teaching Schedule L T P: 3 0 0          Examination Duration: 3 hours</p>	<p><b>Course Assessment Methods; Max. Marks: 100 (Internal: 30; External: 70)</b></p> <p>Three minor tests, each of 20 marks, will be conducted. The third minor will be conducted in open book mode by the Course Coordinator. No date sheet will be issued for the third minor at the level of the Departments. For the purpose of internal assessment, the average of the highest marks obtained by a student in any two minor examinations will be considered. All the minor examination question papers will be prepared and evaluated by following the Outcome Based Education framework. Class Performance will be measured through percentage of lectures attended (4 marks) Assignments (4 marks) and class performance (2 marks).</p> <p>The end semester examination will be of 70 marks. For the end semester examination, nine questions are to be set by the examiner. Question number one will be compulsory and based on the entire syllabus. It will contain seven short answers type questions. Rest of the eight questions is to be given by setting two questions from each of the four units of the syllabus. A candidate is required to attempt any other four questions selecting one from each of the four units. All questions carry equal marks.</p>
---	--

### Course Outcomes

Sr. No.	Course outcomes	RBT* Level
	At the end of the course students will be able to:	
CO1.	Describe the basics of power electronic devices and quality of power supply.	<b>L1(Remembering)</b>
CO2.	Illustrate the issues related with power quality.	<b>L2(Understanding)</b>
CO3.	Solve the problems related with power quality.	<b>L3(Apply)</b>
CO4.	Compare the power quality problems.	<b>H1(Analysis)</b>
CO5.	Evaluate and judge the solutions related with power quality.	<b>H2 (Evaluating)</b>
CO6.	Design can be formulated as per required specification and issue.	<b>H3 (Creating)</b>

\*Revised Bloom's Taxonomy Action verbs/Level

### Course Content

#### UNIT-I

**Introduction to Power Quality:** Introduction to power distribution system- deregulated environment, Power Quality (PQ): definitions, concerns, and evaluations, Terminology: under-voltage, over voltage, transients, harmonics, voltage unbalance, voltage sags, voltage swells, flicker, interruptions, and power frequency variations, Concepts of transients - short duration variations such as interruption -long duration variation such as sustained interruption, International standards of power quality, Computer Business Equipment Manufacturers Associations (CBEMA) curve.

#### UNIT-II

**Voltage Sags, Interruptions and Over voltages:** Sources of sags and interruptions - estimating voltage sag performance, Voltage sag due to induction motor starting, Estimation of the sag severity, Active Series Compensator, Static transfer switches and fast transfer switches, Sources of over voltages - Capacitor switching - lightning, Mitigation of voltage swells - surge arresters - power conditioners, Lightning protection - shielding - line arresters.

#### UNIT-III

*Mit*      *SA*

**Power System Harmonics:** Harmonic sources from commercial and industrial loads, locating harmonic sources, Power system response characteristics - Harmonics Vs transients, Effect of harmonics - harmonic distortion - voltage and current distortion - harmonic indices, Devices for controlling harmonic distortion - passive and active filters, IEEE and IEC standards.

#### UNIT-IV

**Power Quality Monitoring and Distributed Generation:** Power Quality Monitoring - Industry requirements - standards, Power Quality Measurement Equipment: Power line disturbance analyser, Harmonic analyser-Spectrum analyser, Flicker meters and Disturbance analyser.

**Introduction to DG Technologies:** Interface to the Utility System-Power Quality issues, Site study for Distributed Generation-Interconnection standards, Issue on Power Quality in Smart Grids and Micro Grids

#### REFERENCES:

1. Roger C. Dugan, Mark McGranaghan, Surya Santoso, H.Wayne, H. Wayne Beaty, "Electrical Power Systems Quality", Tata McGraw Hill, Third edition, 2012.
2. J. Arrillaga, N.R. Watson, S. Chen, "Power System Quality Assessment", Wiley, 2011.
3. Dash.S.S, Rayaguru.N.K, "Power Quality Management", 2nd Edition, Vijay Nicole Publishers, 2016.
4. Jos Arrillaga, Neville R. Watson, "Power System Harmonics", 2nd Edition, Wiley Publishers, 2015.
5. Arindam Ghosh, "Power Quality Enhancement Using Custom Power Devices", Kluwer Academic Publishers, 2002.
6. G.T. Heydt, "Electric Power Quality", 2nd edition, Stars in a Circle Publications, 1994.

*Mili*

*SA*

**Course Articulation Matrix:**

Course/Course Code: Power Quality (PEC-EE408-T)													Semester: VIII		
	PO1	PO2	PO3	PO4	PO5	PO6	PO7	PO8	PO9	PO10	PO11	PO12	PSO1	PSO2	PSO3
CO1	3	1	2	1	1	1	1	-	-	-	1	1	3	1	1
CO2	3	2	2	1	1	1	1	1	1	1	1	1	2	2	1
CO3	3	2	2	1	1	-	-	-	1	1	1	1	3	2	1
CO4	3	1	1	1	1	1	1	1	1	1	2	2	2	2	1
CO5	3	1	2	3	2	1	1	-	1	1	2	2	2	2	2
CO6	3	2	3	2	3	3	3	2	2	1	3	3	2	2	2

**Correlation level:**      1- Slight /Low                      2- Moderate/ Medium                      3- Substantial/High

*Mil*      *SA*

## SMART GRID TECHNOLOGIES

### General Course Information:

<p>Course Code: PEC-EE410-T                  Course Credits: 3.0                  Mode: Lecture (L) and Tutorial (T)                  Type: Program Core                  Teaching Schedule L T P: 3 0 0                  Examination Duration: 3 hours</p>	<p><b>Course Assessment Methods; Max. Marks: 100 (Internal: 30; External: 70)</b></p> <p>Three minor tests, each of 20 marks, will be conducted. The third minor will be conducted in open book mode by the Course Coordinator. No date sheet will be issued for the third minor at the level of the Departments. For the purpose of internal assessment, the average of the highest marks obtained by a student in any two minor examinations will be considered. All the minor examination question papers will be prepared and evaluated by following the Outcome Based Education framework. Class Performance will be measured through percentage of lectures attended (4 marks) Assignments (4 marks) and class performance (2 marks).</p> <p>The end semester examination will be of 70 marks. For the end semester examination, nine questions are to be set by the examiner. Question number one will be compulsory and based on the entire syllabus. It will contain seven short answers type questions. Rest of the eight questions is to be given by setting two questions from each of the four units of the syllabus. A candidate is required to attempt any other four questions selecting one from each of the four units. All questions carry equal marks.</p>
---	--

**Prerequisites:** PCC-EE206-T, PCC-EE302-T

### Course Outcomes

Sr. No.	Course outcomes	RBT* Level
	At the end of the course students will be able to:	
CO1.	Recall the basics of Power system and its design aspects.	<b>L1(Remembering)</b>
CO2.	Describe the structure of smart grid on the basis of traditional grid with the role of automation in transmission and distribution.	<b>L2(Understanding)</b>
CO3.	Demonstrate the operation, scheduling and economics using evolutionary algorithms for smart grid and maximum utilization of renewable energy resources.	<b>L3(Apply)</b>
CO4.	Compare its performance with conventional grid and analyze the role of frequency for the control of grid.	<b>H1(Analysis)</b>
CO5.	Judge and evaluate the efficiency of system on the basis of supply of electricity with its economic indices.	<b>H2 (Evaluating)</b>
CO6.	Formulate algorithm or automation so that maximum consumer can be benefitted and losses of the system can be minimized.	<b>H3 (Creating)</b>

\*Revised Bloom's Taxonomy Action verbs/Level

### Course Content


#### UNIT-I

**Introduction to Smart Grid:** Smart Grid, Need of Smart Grid, Working definitions of Smart Grid and associated concepts, Smart Grid Functions, Traditional Power Grid and Smart Grid, New Technologies for Smart Grid, Advantages, Whole sale energy market in smart grid, Indian Smart Grid, Key Challenges for Smart Grid.

#### UNIT-II

**Smart Grid Architecture:** Components and Architecture of Smart Grid Design, Review of the proposed architectures for Smart Grid, Fundamental components of Smart Grid designs, Transmission Automation, Distribution Automation, Renewable Integration, Energy Management in smart grid.

#### UNIT-III

*Mili* 



**Tools and Distribution Generation Technologies:** Introduction to Renewable Energy Technologies, Micro grids, Storage Technologies, Electric Vehicles and plug-in hybrids, Environmental impact and Climate Change, Economic Issues, Advanced metering infrastructure.

#### UNIT-IV

**Communication Technologies and Smart Grid:** Introduction to Communication Technology, Synchro Phasor Measurement Units (PMUs), Wide Area Measurement Systems (WAMS).

**Control of Smart Power Grid System:** Load Frequency Control (LFC) in Micro Grid System – Voltage Control in Micro Grid System, Reactive Power Control in Smart Grid, Case Studies for the Smart Grids.

#### **REFERENCES:**

1. James Momoh, "Smart Grid - fundamentals of design and analysis", John Wiley and Sons, 2012.
2. Janaka Ekanayake, "Smart Grid -Technology and Applications". John Wiley and Sons, 2012.
3. Stuart Borlase, "Smart Grids, Infrastructure, Technology and Solutions", CRC Press, 2013.
4. Gil Masters, "Renewable and Efficient Electric Power System", Wiley-IEEE Press, 2004.
5. A.G. Phadke and J.S. Thorp, "Synchronized Phasor Measurements and their Applications", Springer Edition, 2010.
6. T. Ackermann, "Wind Power in Power Systems", Hoboken, NJ, USA, John Wiley, 2005.

*Mite*

*SA*

**Course Articulation Matrix:**

Course/Course Code: Smart Grid Technologies (PEC-EE410-T)													Semester: VIII		
	PO1	PO2	PO3	PO4	PO5	PO6	PO7	PO8	PO9	PO10	PO11	PO12	PSO1	PSO2	PSO3
CO1	3	2	2	1	1	-	-	-	-	1	1	1	3	2	1
CO2	3	2	3	1	1	1	1	1	1	1	1	1	3	2	1
CO3	3	2	2	1	2	2	2	1	2	1	2	2	3	2	1
CO4	3	2	1	1	1	1	1	1	1	1	1	1	3	2	1
CO5	3	2	2	1	1	1	2	1	1	1	2	2	3	2	2
CO6	3	3	3	2	3	3	3	2	2	1	3	3	3	3	3

**Correlation level:**      1- Slight /Low                      2- Moderate/ Medium                      3- Substantial/High

*Milt*

*SA*

**Detailed Syllabus**  
**of**  
**B. Tech (EE)**  
**Program Elective Course-5**

*Mit* *SA*

## **EHV AC AND DC TRANSMISSION**

### **General Course Information:**

<p>Course Code: PEC-EE412-T                  Course Credits: 3.0                  Mode: Lecture (L)                  Type: Program Elective                  Teaching Schedule L T P: 3 0 0                  Examination Duration: 3 hours</p>	<p><b>Course Assessment Methods; Max. Marks: 100 (Internal: 30; External: 70)</b>                  Three minor tests, each of 20 marks, will be conducted. The third minor will be conducted in open book mode by the Course Coordinator. No date sheet will be issued for the third minor at the level of the Departments. For the purpose of internal assessment, the average of the highest marks obtained by a student in any two minor examinations will be considered. All the minor examination question papers will be prepared and evaluated by following the Outcome Based Education framework. Class Performance will be measured through percentage of lectures attended (4 marks) Assignments (4 marks) and class performance (2 marks).</p> <p>The end semester examination will be of 70 marks. For the end semester examination, nine questions are to be set by the examiner. Question number one will be compulsory and based on the entire syllabus. It will contain seven short answers type questions. Rest of the eight questions is to be given by setting two questions from each of the four units of the syllabus. A candidate is required to attempt any other four questions selecting one from each of the four units. All questions carry equal marks.</p>
--	--

### **Course outcomes:**

Sr. No.	Course outcomes	RBT* Level
	At the end of the course students will be able to:	
CO1.	Elicit the major components, advantages, limitations and applications of EHV AC and DC transmission Systems	<b>L1(Remembering)</b>
CO2.	Recapitulate the fundamental aspects of Extra High Voltage A.C and DC transmission design and analysis	<b>L2(Understanding)</b>
CO3.	Apply the remedial measures against the problems associated with EHVAC and DC transmission such as Corona, AN, RI, Over-voltages, Ferro-resonance, Harmonics in converters	<b>L3(Apply)</b>
CO4.	Perform in-depth analysis of various control techniques for controlling the power flow through a dc link and multi-terminal operation of HVDC	<b>L4(Analysis)</b>
CO5.	Critically evaluate AC and DC transmission system with respect to all aspects	<b>L5( Evaluating)</b>

\*Revised Bloom's Taxonomy Action verbs/Levels

### **Course Content**

#### **UNIT- I**

**Introduction:** Need of EHV transmission, standard transmission voltage, Power handling capacity, Comparison of EHV AC & DC transmission systems and their applications & limitations, Bundled conductors, Surface voltage gradients in conductor, Distribution of voltage gradients on sub-conductors, mechanical considerations of transmission lines, modern trends in EHV AC & DC transmission.

#### **UNIT- II**

**EHV AC Transmission:** Corona, Corona loss formulae, corona current, Audible noise-generation and characteristics corona pulses their generation and properties, Radio interference

*Mili SA*

(RI) effects, Over voltage due to switching, Ferro-resonance, reduction of switching surges on EHV system, principle of half wave transmission.

### UNIT- III

**Components of EHV D.C.:** Converter circuits, Rectifier and inverter valves, Reactive power requirements, Harmonics generation, Adverse effects, Classification, Remedial measures to suppress, Filters, Ground return, Converter faults & protection harmonics misoperation, Commutation failure, Multi-terminal D.C. lines.

### UNIT- IV

**Control of EHV D.C.:** Desired features of control, control characteristics, Constant current control, Constant extinction angle control. Ignition Angle control, Parallel operation of HVAC & DC system, Problems & advantages.

### **REFERENCES:**

1. R.D. Begamudre, "EHV AC Transmission Engineering", Wiley Eastern Press, 2011
2. S. S. Rao, "EHV AC & DC Transmission", Khanna publishers, 2008
3. E. Kimbark, "HVDC Transmission", John Wiley and Sons, 1971
4. J. Arrillaga, "HVDC Transmission", 2<sup>nd</sup> Edition, IEEE Press, 1998
5. K. R. Padiyar, "HVDC Transmission, New Age International", 2<sup>nd</sup> edition, 2012
6. P. Kundur, "Power System Stability and Control", Tata McGraw Hill, 1994

*Mili SA*

**Course Articulation Matrix:**

Course/Course Code: EHVAC and DC Transmission (PEC-EE412-T),													Semester: VIII		
	PO1	PO2	PO3	PO4	PO5	PO6	PO7	PO8	PO9	PO10	PO11	PO12	PSO1	PSO2	PSO3
CO1	3	1	2	1	1	1	-	1	1	-	2	2	3	2	1
CO2	3	1	2	1	1	1	-	1	1	-	2	2	3	2	1
CO3	3	2	2	2	1	1	-	1	1	-	2	1	2	2	1
CO4	2	3	2	2	1	1	-	1	1	-	2	1	2	2	1
CO5	2	3	2	2	1	1	-	1	1	-	2	1	2	2	1

**Correlation level:**     1- Slight /Low    2- Moderate/ Medium             3- Substantial/High

*Mili SA*

## RESTRUCTURED POWER SYSTEM

### General Course Information:

Course Code: PEC-EE414-T Course Credits: 3.0 Mode: Lecture (L) and Tutorial (T) Type: Program Core Teaching Schedule L T P: 3 0 0 Examination Duration: 3 hours	<b>Course Assessment Methods; Max. Marks: 100 (Internal: 30; External: 70)</b> Three minor tests, each of 20 marks, will be conducted. The third minor will be conducted in open book mode by the Course Coordinator. No date sheet will be issued for the third minor at the level of the Departments. For the purpose of internal assessment, the average of the highest marks obtained by a student in any two minor examinations will be considered. All the minor examination question papers will be prepared and evaluated by following the Outcome Based Education framework. Class Performance will be measured through percentage of lectures attended (4 marks) Assignments (4 marks) and class performance (2 marks).  The end semester examination will be of 70 marks. For the end semester examination, nine questions are to be set by the examiner. Question number one will be compulsory and based on the entire syllabus. It will contain seven short answers type questions. Rest of the eight questions is to be given by setting two questions from each of the four units of the syllabus. A candidate is required to attempt any other four questions selecting one from each of the four units. All questions carry equal marks.
--	---

**Prerequisites:** PCC-EE206-T, PCC-EE302-T

### Course Outcomes

Sr. No.	Course outcomes	RBT* Level
	At the end of the course students will be able to:	
CO1.	Recall the basics of Power system and its design aspects.	<b>L1(Remembering)</b>
CO2.	Describe the structure of restructured power system on the basis of conventional power system design.	<b>L2(Understanding)</b>
CO3.	Demonstrate the operation, scheduling and economics of with an emphasis on recent research in this area.	<b>L3(Apply)</b>
CO4.	Compare its performance with conventional (bundled) power system.	<b>H1(Analysis)</b>
CO5.	Judge and evaluate the efficiency of system on the basis of supply of electricity with its economic indices.	<b>H2 (Evaluating)</b>
CO6.	Design can be formulated so that maximum consumer can be benefitted.	<b>H3 (Creating)</b>

\*Revised Bloom's Taxonomy Action verbs/Level

### Course Content

#### UNIT-I

**Introduction:** Measures for Energy Conservation, History of Electrical Power Generation, Laws, Efficient Transmission Arrangements, Measures for Energy Conservation, History of Electrical Power Generation, The Laws, Challenges and Issues in Competition Market, Competition in Generation, Efficient Transmission Arrangements. Role of different Authorities in Power Sectors.

*Mit*      *SA*

## UNIT-II

**Power Trading:** Term-Ahead Market (TAM), Short-Term Open Access in Inter-state Transmission, (Collective Transaction/Pool Transaction), Present Practice, Market Clearing Process (MCP), Linear Bid Market, Determination of MCP for Single Sided Linear Bid Market

## UNIT-III

**Load Frequency control:** Power Industry Scenario, Introduction to AVR and ALFC Loops, review of modeling of an Isolated Generating System, Model for a Vessel, Reheat Type Steam Turbine Model, Complete Block Diagram Representation of LFC of an Isolated Area, Indian Power Industry Restructuring, Challenges in Load Frequency Control, Disco Participation Matrix (DPM), ACE Participation Factors, Transaction During Contract Violation/Pool Based Transaction, Mathematical Modeling of AGC with Restructuring

## UNIT-IV

**Available Power Transfer Capability:** Fundamentals and Importance of ATC, Algorithm for ATC Determination, Methods of ATC Determination, Power Transfer Distribution Factors Based on D.C. Load Flow Approach, Static ATC Determination Using A.C. Power Transfer Distribution Factor.

## REFERENCES:

1. L. L. Lai, "Power System Restructuring and Deregulation", John Wiley & Sons Inc., New York, HRD Edition, 2001.
2. S. K. Gupta, "Restructuring Electric Power Systems", I K International Publishing House.
3. Kankar Bhattacharya, Math H.J. Bollen and Jaap E. Daalder, "Operation of Restructured Power Systems", USA: Kluwer Academic Publishers, 2001.
4. Mohammad Shahidehpour, Hatim Yamin, "Market Operations in Electric Power Systems", John Wiley & Sons Inc., 2002.
5. Lorrin Philipson, H. Lee Willis, "Understanding Electric Utilities and Deregulation", Taylor & Francis, New York, 2nd Edition, 2006.
6. Mohammad Shahidehpour, Muwaffaq Alomoush, "Restructured Electrical Power Systems", Marcel Dekker, INC., New York, 1st Edition, 2001.
7. Overview of Power Sector in India 2005: Indian Core Publishing.

*Handwritten signatures and initials.*



**Course Articulation Matrix:**

Course/Course Code: Restructured Power System (PEC-EE414-T)												Semester: VIII			
	PO1	PO2	PO3	PO4	PO5	PO6	PO7	PO8	PO9	PO10	PO11	PO12	PSO1	PSO2	PSO3
CO1	3	1	2	1	1	2	1	2	2	1	1	1	3	3	1
CO2	3	2	3	1	1	1	1	1	1	1	1	1	3	2	1
CO3	3	1	2	1	2	2	2	1	2	1	2	2	3	2	1
CO4	3	1	1	1	1	1	1	1	1	1	1	1	3	2	1
CO5	3	1	2	1	1	1	2	1	1	1	2	2	3	2	2
CO6	3	2	3	2	3	3	3	2	2	1	3	3	3	2	3

**Correlation level:** 1- Slight /Low      2- Moderate/ Medium      3- Substantial/High

*Mili*  
*SA*

## HIGH VOLTAGE ENGINEERING

### General Course Information:

<p>Course Code: PEC-EE416-T                  Course Credits: 3.0                  Mode: Lecture (L)                  Type: Program Elective                  Teaching Schedule L T P: 3 0 0                  Examination Duration: 3 hours</p>	<p><b>Course Assessment Methods; Max. Marks: 100 (Internal: 30; External: 70)</b></p> <p>Three minor tests, each of 20 marks, will be conducted. The third minor will be conducted in open book mode by the Course Coordinator. No date sheet will be issued for the third minor at the level of the Departments. For the purpose of internal assessment, the average of the highest marks obtained by a student in any two minor examinations will be considered. All the minor examination question papers will be prepared and evaluated by following the Outcome Based Education framework. Class Performance will be measured through percentage of lectures attended (4 marks) Assignments (4 marks) and class performance (2 marks).</p> <p>The end semester examination will be of 70 marks. For the end semester examination, nine questions are to be set by the examiner. Question number one will be compulsory and based on the entire syllabus. It will contain seven short answers type questions. Rest of the eight questions is to be given by setting two questions from each of the four units of the syllabus. A candidate is required to attempt any other four questions selecting one from each of the four units. All questions carry equal marks.</p>
--	--

### Course outcomes:

Sr. No.	Course outcomes	RBT* Level
	At the end of the course students will be able to:	
CO1.	Describe the Knowledge about high voltage generation	<b>L1(Remembering)</b>
CO2.	Discuss the testing methods of High Voltage Equipment	<b>L2(Understanding)</b>
CO3.	Find the problem occur in high voltage generation	<b>L3(Apply)</b>
CO4.	Test various apparatus and their measurement method for generating high voltages.	<b>L4(Analysis)</b>
CO5.	Select the reasons of overvoltage in power system and protection methods against them.	<b>L5( Evaluating)</b>
CO6.	Formulate the incidence, network matrices and model of the power system components.	<b>L6(Creating)</b>

\*Revised Bloom's Taxonomy Action verbs/Levels

### Course Content

#### UNIT- I

**Break Down Mechanism of Gaseous Materials:** Mechanism of Breakdown of gases, Townsend's first Ionization Co-efficient, Townsend's second Ionization Co-efficient, Townsend's Breakdown Mechanism, and Streamer Theory of Breakdown in gases, Paschen's law.

#### UNIT-II

**Breakdown in Liquid and Solid Dielectrics:** Suspended Particle Theory, Cavity Breakdown, Electro- convection Breakdown, Breakdown in solid Dielectrics; Intrinsic Breakdown,

*Mili*      *SA*

Electromechanical Breakdown, Breakdown due to Treeing and Tracking, Thermal Breakdown, Electrochemical Breakdown

### UNIT-III

**Generation of High Dc and Ac Voltages:** Introduction, Rectifier circuits, Cockcroft- Walton voltage multiplier circuit, electrostatic generator, generation of high ac voltages by cascaded transformers, series resonant circuit.

### UNIT-IV

**High Voltage Testing & Measurement:** Sphere-Gap, Uniform field Spark gap, Rod Gap, Electrostatic Voltmeter, Generating Voltmeter, Impulse Voltage Measurement using Voltage divider, Measurement of high DC, AC and Impulse Current., Testing of line Insulator, Testing of Cable, Testing of Bushings, Testing of Power Capacitor, Testing of Power Transformers, Testing of Circuit Breaker.

### **REFERENCES:**

1. M.S. Naidu & V. Kamaraju, "High Voltage Engineering", Publication TMH
2. S Kamakshiah/V Kamaraju. "HVDC Transmission," McGraw Hill
3. Rakos Das Begamudre, "Extra EHV A.C Transmission" PHI Publication.
4. C.L Wadhwa, "High Voltage Engineering", New Age International Ltd.
5. Ravindra Arora & Wolfgang Mosch. "High voltage Insulation Engineering". New Age International Publishers, 2011.
6. E. Kuffel, W.S. Zaengl, J. Kuffel, "High voltage Engineering Fundamentals", Newnes Publishers, 2011.
7. M.S. Naidu & Kamaraju, "High voltage Engineering Fundamentals", TMH, 2008.

*Mili SA*

**Course Articulation Matrix:**

Course/Course Code: High Voltage Engineering(PEC-EE416-T),													Semester: VIII		
	PO1	PO2	PO3	PO4	PO5	PO6	PO7	PO8	PO9	PO10	PO11	PO12	PSO1	PSO2	PSO3
CO1	2	3	2	1	2	1	1	-	-	-	1	1	3	2	1
CO2	3	2	2	2	1	2	1	-	-	-	2	1	2	1	1
CO3	2	2	2	3	2	1	-	-	-	-	1	1	3	3	1
CO4	2	2	1	2	3	2	1	-	-	-	-	-	2	2	1
CO5	3	3	2	1	1	3	1	-	-	-	2	1	2	1	1
CO6	2	2	3	2	1	3	1	-	-	-	1	2	2	2	1

**Correlation level:** 1- Slight /Low      2- Moderate/ Medium      3- Substantial/High

*mt*

*sq*

## OPTIMIZATION THEORY

### General Course Information:

<p>Course Code: PEC-EE418-T          Course Credits: 3.0          Mode: Lecture (L)          Type: Program Elective          Teaching Schedule L T P: 3 0 0          Examination Duration: 3 hours</p>	<p><b>Course Assessment Methods; Max. Marks: 100 (Internal: 30; External: 70)</b>          Three minor tests, each of 20 marks, will be conducted. The third minor will be conducted in open book mode by the Course Coordinator. No date sheet will be issued for the third minor at the level of the Departments. For the purpose of internal assessment, the average of the highest marks obtained by a student in any two minor examinations will be considered. All the minor examination question papers will be prepared and evaluated by following the Outcome Based Education framework. Class Performance will be measured through percentage of lectures attended (4 marks) Assignments (4 marks) and class performance (2 marks).</p> <p>The end semester examination will be of 70 marks. For the end semester examination, nine questions are to be set by the examiner. Question number one will be compulsory and based on the entire syllabus. It will contain seven short answers type questions. Rest of the eight questions is to be given by setting two questions from each of the four units of the syllabus. A candidate is required to attempt any other four questions selecting one from each of the four units. All questions carry equal marks.</p>
--	--

### Course outcomes:

Sr. No.	Course outcomes	RBT <sup>A</sup> Level
	At the end of the course students will be able to:	
CO1.	Describe the different optimization algorithms and formulate optimization problems	<b>L1(Remembering)</b>
CO2.	Understand the need of optimization theory and how it may be applied to different applications and areas of engineering	<b>L2(Understanding)</b>
CO3.	Apply classical and modern optimization techniques to solve engineering problems	<b>L3(Apply)</b>
CO4.	Differentiate between various optimization techniques	<b>L4(Analysis)</b>
CO5.	Select the appropriate optimization technique suitable for a given system and its model	<b>L5( Evaluating)</b>
CO6.	Formulate optimization problems and obtain an optimal solutions	<b>L6(Creating)</b>

\*Revised Bloom's Taxonomy Action verbs/Levels

### Course Content

#### UNIT-I

**Introduction and Classical Optimization Techniques:** Statement of an Optimization problem, Design vector, Design constraints, Constraint surface, Objective function, Objective function surfaces, Classification of Optimization problems, Classical Optimization Techniques: Single variable Optimization and multi variable Optimization without constraints, Necessary and sufficient conditions for minimum/maximum, Multivariable Optimization with equality constraints, Solution by method of Lagrange multipliers, Multivariable Optimization with inequality constraints, Kuhn – Tucker conditions.

*Mili SA*

## UNIT- II

**Linear programming:** Linear programming problem formulation, Simplex method, Two phase simplex method, Dual simplex method, Duality in linear programming, Sensitivity analysis and its applications, Integer linear programming, Cutting plane method, Linear programming approach to game theory, Dynamic programming problems.

## UNIT- III

**Nonlinear programming:** Introduction to nonlinear programming, Unconstrained optimization: formulation of quadratic optimization problem, Newton Raphson method, Gradient method, Constrained optimization: Quadratic programming, Separable programming.

## UNIT- IV

**Dynamic programming and Evolutionary algorithms:** Dynamic programming multistage decision processes, Types, Concept of sub-optimization and the principle of optimality, Computational procedure in dynamic programming, Examples illustrating the calculus method of solution, Examples illustrating the tabular method of solution, Evolutionary Algorithms: Genetic algorithms, simulated annealing, fuzzy optimization.

## REFERENCES:

1. S. S. Rao, "Engineering Optimization: Theory and Practice", Wiley, 6<sup>th</sup> edition, 2019.
2. H. A. Taha, "Operations Research: An Introduction". 10<sup>th</sup> Edition, Pearson, 2017.
3. H. S. Kasana & K. D. Kumar, "Introductory Operations Research", Springer (India), Pvt. Ltd., 2004
4. V. Chvatal, W. H. Freeman, "Linear programming", New York, 1985
5. G. B. Dantzig, M. N. Thapa, "Linear programming", Springer, 3<sup>rd</sup> edition, 2003
6. D. P. Bertsekas, "Nonlinear Programming" Athena Scientific, 2<sup>nd</sup> edition, 2016.
7. P.K. Gupta and D.S. Hira, "Operations Research", S. Chand, Revised edition, 2014
8. K. Deb, "Multi-objective optimization using evolutionary algorithms", Wiley, 2001

*Mishra*

*SA*

**Course Articulation Matrix:**

Course/Course Code: Optimization Theory (PEC-EE418-T),													Semester: VIII		
	PO1	PO2	PO3	PO4	PO5	PO6	PO7	PO8	PO9	PO10	PO11	PO12	PSO1	PSO2	PSO3
CO1	3	1	2	1	1	2	1	-	-	-	3	3	1	2	1
CO2	3	2	2	1	2	2	1	-	-	-	3	3	1	2	1
CO3	2	2	2	2	3	2	1	-	-	-	3	2	2	2	1
CO4	2	3	2	2	2	2	1	-	-	-	3	2	2	3	1
CO5	3	3	2	2	2	2	1	-	-	-	3	2	2	3	1
CO6	3	3	2	2	2	2	1	-	-	-	3	2	3	3	1

**Correlation level:** 1- Slight /Low

2- Moderate/ Medium

3- Substantial/High

*Mili**SA*

**Course Assessment Methods (Internal: 50; External: 50)**

The internal and external assessment is based on the level of participation in laboratory Sessions, timely submission of experiments/assignments, the quality of solutions designed for the assignments, the performance in VIVA-VOCE, the quality of laboratory file and ethical practices followed.

There will be a continuous process for laboratory course evaluation. Two internal examinations (each of 50 marks) for the laboratory courses (Minor Laboratory Evaluations: MLE I and MLE II) will be conducted in the week before or after the internal examinations for the theory courses. The overall internal marks will be calculated as the average of the two minor laboratory course evaluations. The course coordinator will conduct these minor evaluations in the slots assigned to them as per their timetable. The Chairperson of the Department will only notify the week for the internal laboratory course evaluations. The marks for MLE I and MLE II must be submitted within a week of the conduct of these laboratory course evaluations.

The external examination will be conducted by external examiner appointed by the Controller of Examination along with the internal examiner, preferably the laboratory course coordinator, appointed by the Chairperson of the Department. The final practical examination of duration three hours will be conducted only in groups of 20-25 students.

The Course Coordinator/Internal Examiners/External Examiners will maintain and submit the bifurcation of marks obtained by the students in internal as well as external evaluations in the Performa (attached herewith as Annexure II and III) to the respective departments in addition to submitting and uploading of overall marks on the university portal as per the requirement of the result branch. The laboratory course coordinator will also conduct laboratory course exit survey and, compute and submit the attainment levels of the laboratory course based on direct and indirect evaluation components and submit it to the Chairperson office along with the internal assessment marks.








**Office of the Dean Faculty of Engineering and Technology**  
**Guru Jambheshwar University of Science and Technology**  
**Hisar-125001**



*(Established by State Legislative Act 17 of 1995)*

**'A' GRADE NAAC Accredited**

Faculty of Engineering and Technology									
Guru Jambheshwar University of Science and Technology, Hisar-125001									
Internal Laboratory Course Evaluation Performa									
Minor Laboratory Course Evaluation-I (MLE-I) / Minor Laboratory Course Evaluation-II (MLE-II)									
Name of the Programme :									
Semester :									
Nomenclature of the Course :									
Course Code :									
SR. No.	Roll. No.	Conduct of Experiments and /or Written work	(VIVA-VOCE) based on laboratory Course Outcomes (CO-2 to CO-4)				Laboratory Record/ Reports/ File	Class Performance (Attendance/Ethical practices followed, Self-Learning and Team Spirit)	Total Marks
			CO-1 (15)	CO-2 (5)	CO-3 (5)	CO-4 (5)			
<b>Total No. of Students:</b>			<b>Present:</b>			<b>Absent</b>			
<b>Name of the Course Coordinator</b>				<b>Signature of the Course Coordinator</b>					

*Milis* 



Office of the Dean Faculty of Engineering and Technology  
Guru Jambheshwar University of Science and Technology  
Hisar-125001



(Established by State Legislative Act 17 of 1995)

'A' GRADE NAAC Accredited

Faculty of Engineering and Technology Guru Jambheshwar University of Science and Technology, Hisar-125001					
External Laboratory Course Evaluation Performa					
Name of the Programme:					
Semester:					
Nomenclature of the Course:					
Course Code:					
SR. No.	Roll. No.	Conduct of Experiment(s)	VIVA-VOCE	Written Work	Total Marks (50)
		CO1, CO6 (20)	CO2-CO4 (15)	CO5 (15)	
Total No. of Students:			Present:	Absent:	
Signature of the Internal Examiner			Signature of the External Examiner		
Name of the Internal Examiner			Name of the External Examiner		

*Mili*      *GA*